



**United States of America
Department of Homeland Security
United States Coast Guard**

Certification Date: 16 Oct 2025

Expiration Date: 16 Oct 2030

Certificate of Inspection

For ships on international voyages this certificate fulfills the requirements of SOLAS 74 as amended, regulation V/14, for a SAFE MANNING DOCUMENT.

Vessel Name	Official Number	IMO Number	Call Sign	Service
CCL 31	1305870			Tank Barge

Hailing Port	Hull Material	Horsepower	Propulsion
NEW ORLEANS, LA	Steel		
UNITED STATES			

Place Built	Delivery Date	Keel Laid Date	Gross Tons	Net Tons	DWT	Length
BELLE CHASSE, LA	01Oct2020	08Jun2020	R-735	R-735		R-200.0
UNITED STATES			-	-		1-0

Owner	Operator
CHEM CARRIERS LLC 1237 HIGHWAY 75 SUNSHINE, LA 70780 UNITED STATES	CHEM CARRIERS LLC 1237 HIGHWAY 75 SUNSHINE, LA 70780 UNITED STATES

This vessel must be manned with the following licensed and unlicensed Personnel. Included in which there must be 0 Certified Lifeboatmen, 0 Certified Tankermen, 0 HSC Type Rating, and 0 GMDSS Operators.

0 Masters	0 Licensed Mates	0 Chief Engineers	0 Oilers
0 Chief Mates	0 First Class Pilots	0 First Assistant Engineers	
0 Second Mates	0 Radio Officers	0 Second Assistant Engineers	
0 Third Mates	0 Able Seamen	0 Third Assistant Engineers	
0 Master First Class Pilot	0 Ordinary Seamen	0 Licensed Engineers	
0 Mate First Class Pilots	0 Deckhands	0 Qualified Member Engineer	

In addition, this vessel may carry 0 Passengers, 0 Other Persons in crew, 0 Persons in addition to crew, and no Others. Total Persons allowed: 0

Route Permitted And Conditions Of Operation:
---Lakes, Bays, and Sounds---

Also, in fair weather only, coastwise, not more than twelve (12) miles from shore between St. Marks and Carrabelle, Florida.

This vessel has been granted a fresh water service examination interval in accordance with 46 CFR Table 31.10-21(b); if this vessel is operated in salt water more than six (6) months in any twelve (12) month period, the vessel must be inspected using salt water intervals and the cognizant OCMI notified in writing as soon as this change in status occurs.

*****SEE NEXT PAGE FOR ADDITIONAL CERTIFICATE INFORMATION*****

With this Inspection for Certification having been completed at Houston, TX, UNITED STATES, the Officer in Charge, Marine Inspection, Sector Houston-Galveston certified the vessel, in all respects, is in conformity with the applicable vessel inspection laws and the rules and regulations prescribed thereunder.

Annual/Periodic/Re-Inspection				This certificate issued by Kelley M. Brown CDR, USCG, By Direction Officer in Charge, Marine Inspection Sector Houston-Galveston Inspection Zone
Date	Zone	A/P/R	Signature	



Certificate of Inspection

Vessel Name: CCL 31

---Hull Exams---

Exam Type	Next Exam	Last Exam	Prior Exam
DryDock	31Oct2030	01Oct2020	
Internal Structure	31Oct2030	07Oct2025	01Oct2020

--- Liquid/Gas/Solid Cargo Authority/Conditions ---

Authorization: Grade "A" and below flammable/combustible liquids and specified hazardous cargos.

Total Capacity	Units	Highest Grade Type	Part151 Regulated	Part153 Regulated	Part154 Regulated
11709	Barrels	A	Yes	No	No

Hazardous Bulk Solids Authority

Not Authorized

Loading Constraints - Structural

Tank Number	Max Cargo Weight per Tank (short tons)	Maximum Density (lbs/gal)
1C	626	13.5
2C	730	13.5
3C	649	13.5

Loading Constraints - Stability

Hull Type	Maximum Load (short tons)	Maximum Draft (ft/in)	Max Density (lbs/gal)	Route Description
I	1405	8ft 7in	13.5	Rivers, LBS
II	1520	9ft 1in	13.5	Rivers, LBS
III	1682	9ft 10in	13.5	Lakes, Bays and Sounds
III	1879	10ft 9in	13.5	Rivers
III	1909	10ft 11in	12.8	Rivers

Conditions Of Carriage

Only those hazardous cargoes named in the vessel's Cargo Authority Attachment, Serial No. C1-2304355 dated December 15, 2023, may be carried and then only in the tanks indicated, subject to the loading restrictions listed on the vessel's current stability letter.

When the vessel is carrying cargoes containing greater than 0.5% benzene, the person in charge is responsible for ensuring the provisions of 46 US Code of Federal Regulations Part 197, Subpart C are applied.

Per 46 CFR 150.130, the person in charge of the vessel is responsible for ensuring the compatibility requirements of 46 CFR 150 are met. Cargoes must be checked for compatibility using figures, tables, and appendices of 46 CFR 150 in conjunction with the reactive group number from the "Compatibility Group No" column listed in the vessel's CAA.

In accordance with 46 CFR Part 39, excluding parts 39.4000 and 39.5000, this vessel's vapor control system has been inspected to the plans approved by Marine Safety Center letter Serial No. C2-2100695 dated March 9, 2021, and found acceptable for collection of bulk liquid cargo vapors annotated with "Yes" in the CAA's VCS column.

In accordance with 46 CFR 39.5000, this vessel's VCS has been evaluated and approved for multi-breasted tandem loading with other vessels specifically approved by Marine Safety Center letter serial No. C1-2002730 dated August 18, 2020.

--- Inspection Status ---



Certificate of Inspection

Vessel Name: CCL 31

Fuel Tanks

Tank ID	Internal Examinations		
	Previous	Last	Next
Bow	-	23Jul2020	-

Cargo Tanks

Tank Id	Internal Exam			External Exam		
	Previous	Last	Next	Previous	Last	Next
1C	-	01Oct2020	31Oct2030	-	-	-
2C	-	01Oct2020	31Oct2030	-	-	-
3C	-	01Oct2020	31Oct2030	-	-	-

Tank Id	Safety Valves	Hydro Test		
		Previous	Last	Next
1C	-	-	-	-
2C	-	-	-	-
3C	-	-	-	-

---Conditional Portable Fire Extinguisher Requirements---

Required Only During Transfer of Cargo or Operation of Barge Machinery

--- Fire Fighting Equipment ---

Fire Extinguishers - Hand portable and semi-portable

Quantity	Class Type
2	40-B

END



Certificate of Inspection

Cargo Authority Attachment

Vessel Name: **CCL 31**
Official #: 1305870

Shipyard: C&C Marine
Hull #: 342

46 CFR 151 Tank Group Characteristics

Tank Group Information		Cargo Identification			Tanks				Cargo Transfer		Environmental Control		Fire Protection Provided	Special Requirements		Elec Haz	Temp Cont	
Tnk Grp	Tanks in Group	Density	Press.	Temp.	Hull Type	Cargo Seg Tank	Type	Vent	Gauge	Pipe Class	Cont	Tanks	Handling Space	General	Materials of Construction			
A	#1-#3	13.5	Atmos.	Amb.	I	1ii 2ii	Integral Gravity	PV	Closed	II	G-1	NR	NA	Portable	40-1(f)(1), .50-5, .50-5(d), .50-60, .50-70(a), .50-70(b), .50-73,	55-1(b), (c), (e), (f), (h), (j), 56-1(a), (b), (c), (d), (e), (f), (g),	NR	Yes

- Notes: 1. Under Environmental Control, Tanks, NR means that the tank group is suitable only for those cargoes which require no environmental control in the cargo tanks.
2. Under Environmental Control, Handling Space, NR means that the tank group is suitable only for those cargoes which require no environmental control in the cargo handling space. NA means that the vessel does not have a cargo control space, and this requirement is not applied.
3. Under Electrical Hazard Class, NA means that the tank group is suitable only for those cargoes which have no electrical hazard class requirement. NR means that the vessel has no electrical equipment located in a hazardous location.

List of Authorized Cargoes

Cargo Identification							Conditions of Carriage				
Name	Chem Code	Compat Group No	Sub Chapter	Grade	Hull Type	Tank Group	Vapor Recovery		Special Requirements in 46 CFR 151 General and Matls of	Insp. Period	
							App'd (Y or N)	VCS Category			

Authorized Subchapter O Cargoes

Acetonitrile	ATN	37	O	C	III	A	Yes	3	No	G
Acrylonitrile	ACN	15 ²	O	C	II	A	Yes	4	.50-70(a), .55-1(e)	G
Adiponitrile	ADN	37	O	E	II	A	Yes	1	No	G
Alkyl (C7-C9) nitrates	AKN	34 ²	O	NA	III	A	No	N/A	.50-81, .50-88	G
Aminoethyl ethanolamine	AEE	8	O	E	III	A	Yes	1	.55-1(b)	G
Ammonium bisulfite solution (70% or less)	ABX	43 ²	O	NA	III	A	No	N/A	.50-73, .56-1(a), (b), (c)	G
Ammonium hydroxide (28% or less NH3)	AMH	6	O	NA	III	A	No	N/A	.56-1(a), (b), (c), (f), (g)	G
Anthracene oil (Coal tar fraction)	AHO	33	O	NA	II	A	No	N/A	No	G
Benzene	BNZ	32	O	C	III	A	Yes	1	.50-60	G
Benzene, C10-16 alkyl derivatives	BEND	32	O	D	III	A	No	N/A		G
Benzene and mixtures having 10% Benzene or more	BHB	32 ²	O	C	III	A	Yes	1	.50-60	G
Benzene or hydrocarbon mixtures (containing Acetylene and 10% Benzene or more)	BHA	32 ²	O	C	III	A	Yes	1	.50-60, .56-1(b), (d), (f), (g)	G
Benzene, Toluene, Xylene mixtures (10% Benzene or more)	BTX	32	O	B/C	III	A	Yes	1	.50-60	G
Bis(2-ethylhexyl) terephthalate	PEC	34	O	E	II	A	No	N/A	No	G
Butyl acrylate (all isomers)	BAR	14	O	D	III	A	Yes	2	.50-70(a), .50-81(a), (b)	G
Butyl methacrylate	BMH	14	O	D	III	A	Yes	2	.50-70(a), .50-81(a), (b)	G
Butyraldehyde (all isomers)	BAE	19	O	C	III	A	Yes	1	.55-1(h)	G
Camphor oil (light)	CPO	18	O	D	II	A	No	N/A	No	G
Carbon tetrachloride	CBT	36	O	NA	III	A	Yes	3	No	G
Caustic potash solution	CPS	5 ²	O	NA	III	A	No	N/A	.50-73, .55-1(f)	G
Caustic soda solution	CSS	5 ²	O	NA	III	A	No	N/A	.50-73, .55-1(f)	G
Chlorobenzene	CRB	36	O	D	III	A	Yes	1	No	G
Chloroform	CRF	36	O	NA	III	A	Yes	3	No	G
Coal tar crude bases	CTB	9	O	D	I	A	No	N/A	.50-5, .50-73, .55-1(e)	G
Coal tar naphtha solvent	NCT	33	O	D	III	A	Yes	1	.50-73	G
Creosote	CCW	21 ²	O	E	III	A	Yes	1	No	G
Cresols (all isomers)	CRS	21	O	E	III	A	Yes	1	No	G
Cresylate spent caustic	CSC	5	O	NA	III	A	No	N/A	.50-73, .55-1(b)	G
Cresylic acid tar	CRX	21	O	E	III	A	Yes	1	.55-1(f)	G
Crotonaldehyde	CTA	19 ²	O	C	II	A	Yes	4	.55-1(h)	G
Crude hydrocarbon feedstock (containing Butyraldehydes and Ethylpropyl acrolein)	CHG	19 ²	O	C	III	A	Yes	1	No	G
Cyclohexanone	CCH	18	O	D	III	A	Yes	1	.56-1(a), (b)	G

*** This document is only valid when attached to, and referenced by a current, valid Certificate of Inspection. ***



Certificate of Inspection

Cargo Authority Attachment

Vessel Name: CCL 31

Shipyard: C&C Marine

Official #: 1305870

Page 2 of 9

Hull #: 342

Cargo Identification							Conditions of Carriage				
Name	Chem Code	Compat Group No	Sub Chapter	Grade	Hull Type	Tank Group	Vapor Recovery App'd (Y or N)	VCS Category	Special Requirements in 46 CFR 151 General and Mat'l's of Construction	Insp. Period	
Cyclohexanone, Cyclohexanol mixture	CYX	18 ²	O	E	III	A	Yes	1	.56-1(b)	G	
Cyclohexylamine	CHA	7	O	D	III	A	Yes	1	.56-1(a), (b), (c), (g)	G	
Cyclopentadiene, Styrene, Benzene mixture	CSB	30	O	D	III	A	Yes	1	.50-60, .56-1(b)	G	
iso-Decyl acrylate	IAI	14	O	E	III	A	Yes	2	.50-70(a), .50-81(a), (b), .55-1(c)	G	
Dichlorobenzene (all isomers)	DBX	36	O	E	III	A	Yes	3	.56-1(a), (b)	G	
1,1-Dichloroethane	DCH	36	O	C	III	A	Yes	1	No	G	
2,2'-Dichloroethyl ether	DEE	41	O	D	II	A	Yes	1	.55-1(f)	G	
Dichloromethane	DCM	36	O	NA	III	A	Yes	5	No	G	
2,4-Dichlorophenoxyacetic acid, diethanolamine salt solution	DDE	43	O	E	III	A	No	N/A	.56-1(a), (b), (c), (g)	G	
2,4-Dichlorophenoxyacetic acid, dimethylamine salt solution	DAD	0 ^{1,2}	O	A	III	A	No	N/A	.56-1(a), (b), (c), (g)	G	
2,4-Dichlorophenoxyacetic acid, triisopropanolamine salt solution	DTI	43 ²	O	E	III	A	No	N/A	.56-1(a), (b), (c), (g)	G	
1,1-Dichloropropane	DPB	36	O	C	III	A	Yes	3	No	G	
1,2-Dichloropropane	DPP	36	O	C	III	A	Yes	3	No	G	
1,3-Dichloropropane	DPC	36	O	C	III	A	Yes	3	No	G	
1,3-Dichloropropene	DPU	15	O	D	II	A	Yes	4	No	G	
Dichloropropene, Dichloropropane mixtures	DMX	15	O	C	II	A	Yes	1	No	G	
Diethanolamine	DEA	8	O	E	III	A	Yes	1	.55-1(c)	G	
Diethylamine	DEN	7	O	C	III	A	Yes	3	.55-1(c)	G	
Diethylenetriamine	DET	7 ²	O	E	III	A	Yes	1	.55-1(c)	G	
Diisobutylamine	DBU	7	O	D	III	A	Yes	3	.55-1(c)	G	
Diisopropanolamine	DIP	8	O	E	III	A	Yes	1	.55-1(c)	G	
Diisopropylamine	DIA	7	O	C	II	A	Yes	3	.55-1(c)	G	
N,N-Dimethylacetamide	DAC	10	O	E	III	A	Yes	3	.56-1(b)	G	
Dimethylethanolamine	DMB	8	O	D	III	A	Yes	1	.56-1(b), (c)	G	
Dimethylformamide	DMF	10	O	D	III	A	Yes	1	.55-1(e)	G	
Di-n-propylamine	DNA	7	O	C	II	A	Yes	3	.55-1(c)	G	
Dodecyl dimethylamine, Tetradecyldimethylamine mixture	DOT	7	O	E	III	A	No	N/A	.56-1(b)	G	
Dodecyl diphenyl ether disulfonate solution	DOS	43	O	#	II	A	No	N/A	No	G	
Dodecyl phenol	DOL	21	O	E	I	A	No	N/A	.50-73	2	
EE Glycol Ether Mixture	EEG	40	O	D	III	A	No	N/A	No	G	
Ethanolamine	MEA	8	O	E	III	A	Yes	1	.55-1(c)	G	
Ethyl acrylate	EAC	14	O	C	III	A	Yes	2	.50-70(a), .50-81(a), (b)	G	
Ethylamine solutions (72% or less)	EAN	7	O	A	II	A	Yes	6	.55-1(b)	G	
N-Ethylbutylamine	EBA	7	O	D	III	A	Yes	3	.55-1(b)	G	
N-Ethylcyclohexylamine	ECC	7	O	D	III	A	Yes	1	.55-1(b)	G	
Ethylene cyanohydrin	ETC	20	O	E	III	A	Yes	1	No	G	
Ethylenediamine	EDA	7 ²	O	D	III	A	Yes	1	.55-1(c)	G	
Ethylene dichloride	EDC	36 ²	O	C	III	A	Yes	1	No	G	
Ethylene glycol hexyl ether	EGH	40	O	E	III	A	No	N/A	No	G	
Ethylene glycol monoalkyl ethers	EGC	40	O	D/E	III	A	Yes	1	No	G	
Ethylene glycol propyl ether	EGP	40	O	E	III	A	Yes	1	No	G	
2-Ethylhexyl acrylate	EAI	14	O	E	III	A	Yes	2	.50-70(a), .50-81(a), (b)	G	
Ethyl methacrylate	ETM	14	O	D/E	III	A	Yes	2	.50-70(a)	G	
2-Ethyl-3-propylacrolein	EPA	19 ²	O	E	III	A	Yes	1	No	G	
Formaldehyde solution (37% to 50%)	FMS	19 ²	O	D/E	III	A	Yes	1	.55-1(h)	G	

*** This document is only valid when attached to, and referenced by a current, valid Certificate of Inspection. ***



Certificate of Inspection

Cargo Authority Attachment

Vessel Name: **CCL 31**
Official #: 1305870

Shipyard: C&C Marine
Hull #: 342

Cargo Identification						Conditions of Carriage				
Name	Chem Code	Compal Group No	Sub Chapter	Grade	Hull Type	Tank Group	Vapor Recovery App'd (Y or N)	VCS Category	Special Requirements in 46 CFR 151 General and Mat'l's of Construction	Insp. Period
Furfural	FFA	19	O	D	III	A	Yes	1	.55-1(h)	G
Glutaraldehyde solutions (50% or less)	GTA	19	O	NA	III	A	No	N/A	No	G
Hexamethylenediamine solution	HMC	7	O	E	III	A	Yes	1	.55-1(c)	G
Hexamethylenimine	HMI	7	O	C	II	A	Yes	1	.56-1(b), (c)	G
Isoprene	IPR	30	O	A	III	A	Yes	7	.50-70(a), .50-81(a), (b)	G
Isoprene, Pentadiene mixture	IPN	30	O	B	III	A	No	N/A	.50-70(a), .55-1(c)	G
Kraft pulping liquors (free alkali content 3% or more)(including: Black, Green, or White liquor)	KPL	5	O	NA	III	A	No	N/A	.50-73, .56-1(a), (c), (g)	G
Mesityl oxide	MSO	18 ²	O	D	III	A	Yes	1	No	G
Methyl acrylate	MAM	14	O	C	III	A	Yes	2	.50-70(a), .50-81(a), (b)	G
Methylcyclopentadiene dimer	MCK	30	O	C	III	A	Yes	1	No	G
Methyl diethanolamine	MDE	8	O	E	III	A	Yes	1	.56-1(b), (c)	G
2-Methyl-5-ethyl pyridine	MEP	9	O	E	III	A	Yes	1	.55-1(e)	G
Methyl methacrylate	MMM	14	O	C	III	A	Yes	2	.50-70(a), .50-81(a), (b)	G
2-Methylpyridine	MPR	9	O	D	III	A	Yes	3	.55-1(c)	G
alpha-Methylstyrene	MSR	30	O	D	III	A	Yes	2	.50-70(a), .50-81(a), (b)	G
Morpholine	MPL	7 ²	O	D	III	A	Yes	1	.55-1(c)	G
Nitroethane	NTE	42	O	D	II	A	No	N/A	.50-81, .56-1(b)	G
1- or 2-Nitropropane	NPM	42	O	D	III	A	Yes	1	.50-81	G
Olefins (C13+, all isomers)	OFZ	30	O	E	III	A	Yes	1		G
1,3-Pentadiene	PDE	30	O	A	III	A	Yes	7	.50-70(a), .50-81	G
Perchloroethylene	PER	36	O	NA	III	A	No	N/A	No	G
Polyethylene polyamines	PEB	7 ²	O	E	III	A	Yes	1	.55-1(e)	G
Potassium chloride solution (brine)	PCSB	0	O	NA	III	A	No	N/A		G
iso-Propanolamine	MPA	8	O	E	III	A	Yes	1	.55-1(c)	G
Propanolamine (iso-, n-)	PAX	8	O	E	III	A	Yes	1	.56-1(b), (c)	G
Isopropylamine	IPP	7	O	A	II	A	Yes	5	.55-1(c)	G
Pyridine	PRD	9	O	C	III	A	Yes	1	.55-1(e)	G
Sodium aluminate solution (45% or less)	SAU	5	O	NA	III	A	No	N/A	.50-73, .56-1(a), (b), (c)	G
Sodium chlorate solution (50% or less)	SDD	0 ^{1,2}	O	NA	III	A	No	N/A	.50-73	G
Sodium hypochlorite solution (20% or less)	SHQ	5	O	NA	III	A	No	N/A	.50-73, .56-1(a), (b)	G
Sodium Methylate (30% or less) in Methyl Alcohol Mixture	SMS	20	O	D	III	A	No	N/A	No	4 yr
Sodium sulfide, hydrosulfide solution (H2S 15 ppm or less)	SSH	0 ^{1,2}	O	NA	III	A	Yes	1	.50-73, .55-1(b)	G
Sodium sulfide, hydrosulfide solution (H2S greater than 15 ppm but less than 200 ppm)	SSI	0 ^{1,2}	O	NA	III	A	No	N/A	.50-73, .55-1(b)	G
Sodium sulfide, hydrosulfide solution (H2S greater than 200 ppm)	SSJ	0 ^{1,2}	O	NA	II	A	No	N/A	.50-73, .55-1(b)	G
Styrene monomer	STY	30	O	D	III	A	Yes	2	.50-70(a), .50-81(a), (b)	G
Tetrachloroethane	TEC	36	O	NA	III	A	No	N/A	No	G
Tetraethylene pentamine	TTP	7	O	E	III	A	Yes	1	.55-1(c)	G
Tetrahydrofuran	THF	41	O	C	III	A	Yes	1	.50-70(b)	G
o-Toluidine	TLI	9	O	E	II	A	Yes	3	.50-5, .50-73	G
1,2,4-Trichlorobenzene	TCB	36	O	E	III	A	Yes	1	No	G
1,1,2-Trichloroethane	TCM	36	O	NA	III	A	Yes	1	.50-73, .56-1(a)	G
Trichloroethylene	TCL	36 ²	O	NA	III	A	Yes	1	No	G
1,2,3-Trichloropropane	TCN	36	O	E	II	A	Yes	3	.50-73, .56-1(a)	G
Triethanolamine	TEA	8 ²	O	E	III	A	Yes	1	.55-1(b)	G

*** This document is only valid when attached to, and referenced by a current, valid Certificate of Inspection. ***



Certificate of Inspection

Cargo Authority Attachment

Vessel Name: **CCL 31**
Official #: 1305870

Shipyard: C&C Marine
Hull #: 342

Cargo Identification							Conditions of Carriage				
Name	Chem Code	Compat Group No	Sub Chapter	Grade	Hull Type	Tank Group	Vapor Recovery		Special Requirements in 46 CFR 151 General and Mat'l's of Construction	Insp. Period	
							App'd (Y or N)	VCS Category			
Triethylamine	TEN	7	O	C	II	A	Yes	3	.55-1(e)	G	
Triethylenetetramine	TET	7 ²	O	E	III	A	Yes	1	.55-1(b)	G	
Triphenylborane (10% or less), caustic soda solution	TPB	5	O	NA	III	A	No	N/A	.56-1(a), (b), (c)	G	
Trisodium phosphate solution	TSP	5	O	NA	III	A	No	N/A	.50-73, .56-1(a), (c), (g)	G	
Urea, Ammonium nitrate solution (containing more than 2% NH3)	UAS	6	O	NA	III	A	No	N/A	.56-1(b)	G	
Vanillin black liquor (free alkali content, 3% or more).	VBL	5	O	NA	III	A	No	N/A	.50-73, .56-1(a), (c), (g)	G	
Vinyl acetate	VAM	13	O	C	III	A	Yes	2	.50-70(a), .50-81(a), (b)	G	
Vinyl neodecanoate	VND	13	O	E	III	A	No	N/A	.50-70(a), .50-81(a), (b)	G	
Vinyltoluene	VNT	13	O	D	III	A	Yes	2	.50-70(a), .50-81, .56-1(a), (b), (c), (G	

Subchapter D Cargoes Authorized for Vapor Control

Acetone	ACT	18 ²	D	C		A	Yes	1		
Acetophenone	ACP	18	D	E		A	Yes	1		
Alcohol (C12-C16) poly(20+) ethoxylates	APW	20	D	E		A	Yes	1		
Alcohol (C6-C17) (secondary) poly(3-6) ethoxylates	AEA	20	D	E		A	Yes	1		
Alcohol (C6-C17) (secondary) poly(7-12) ethoxylates	AEB	20	D	E		A	Yes	1		
Amyl acetate (all isomers)	AEC	34	D	D		A	Yes	1		
Amyl alcohol (iso-, n-, sec-, primary)	AAI	20	D	D		A	Yes	1		
Benzyl acetate	BZE	34	D	E		A	Yes	1		
Benzyl alcohol	BAL	21	D	E		A	Yes	1		
Brake fluid base mixtures (containing Poly(2-8)alkylene(C2-C3) glycols, Polyalkylene(C2-C10) glycol monoalkyl(C1-C4) ethers, and their borate esters)	BFY	20	D	E		A	Yes	1		
Butyl acetate (all isomers)	BAX	34	D	D		A	Yes	1		
Isobutyl alcohol	IAL	20 ²	D	D		A	Yes	1		
Butyl alcohol (n-)	BAN	20 ²	D	D		A	Yes	1		
Butyl alcohol (sec-)	BAS	20 ²	D	C		A	Yes	1		
tert-Butyl Alcohol	BAT	20 ²	D	C		A	Yes	1		
Butyl benzyl phthalate	BPH	34	D	E		A	Yes	1		
Butyl toluene	BUE	32	D	D		A	Yes	1		
Caprolactam solutions	CLS	22	D	E		A	Yes	1		
Cycloheptane	CYE	31	D	C		A	Yes	1		
Cyclohexane	CHX	31	D	C		A	Yes	1		
Cyclohexanol	CHN	20	D	E		A	Yes	1		
Cyclohexyl acetate	CYC	34	D	D		A	Yes	1		
1,3-Cyclopentadiene dimer (molten)	CPD	30	D	D/E		A	Yes	2		
Cyclopentane	CYP	31	D	B		A	Yes	1		
p-Cymene	CMP	32	D	D		A	Yes	1		
iso-Decaldehyde	IDA	19	D	E		A	Yes	1		
n-Decaldehyde	DAL	19	D	E		A	Yes	1		



Certificate of Inspection

Cargo Authority Attachment

Vessel Name: **CCL 31**
Official #: 1305870

Shipyard: C&C Marine
Hull #: 342

Cargo Identification						Conditions of Carriage				
Name	Chem Code	Compat Group No	Sub Chapter	Grade	Hull Type	Tank Group	Vapor Recovery App'd (Y or N)	VCS Category	Special Requirements in 46 CFR 151 General and Mat'l's of Construction	Insp. Period
Decanoic acid	DCO	4	D	#		A	Yes	1		
Decene	DCE	30	D	D		A	Yes	1		
Decyl alcohol (all isomers)	DAX	20 ²	D	E		A	Yes	1		
n-Decylbenzene, see Alkyl(C9+)benzenes	DBZ	32	D	E		A	Yes	1		
Diacetone alcohol	DAA	20 ²	D	D		A	Yes	1		
Dibutyl phthalate	DPA	34	D	E		A	Yes	1		
Diethylbenzene	DEB	32	D	D		A	Yes	1		
Diethylene glycol	DEG	40 ²	D	E		A	Yes	1		
Diisobutylene	DBL	30	D	C		A	Yes	1		
Diisobutyl ketone	DIK	18	D	D		A	Yes	1		
Diisopropylbenzene (all isomers)	DIX	32	D	E		A	Yes	1		
Dimethyl phthalate	DTL	34	D	E		A	Yes	1		
Diethyl phthalate	DOP	34	D	E		A	Yes	1		
Dipentene	DPN	30	D	D		A	Yes	1		
Diphenyl	DIL	32	D	D/E		A	Yes	1		
Diphenyl, Diphenyl ether mixtures	DDO	33	D	E		A	Yes	1		
Diphenyl ether	DPE	41	D	{E}		A	Yes	1		
Dipropylene glycol	DPG	40	D	E		A	Yes	1		
Distillates: Flashed feed stocks	DFF	33	D	E		A	Yes	1		
Distillates: Straight run	DSR	33	D	E		A	Yes	1		
Dodecene (all isomers)	DOZ	30	D	D		A	Yes	1		
Dodecylbenzene	DDB	32	D	E		A	Yes	1		
2-Ethoxyethyl acetate	EEA	34	D	D		A	Yes	1		
Ethoxy triglycol (crude)	ETG	40	D	E		A	Yes	1		
Ethyl acetate	ETA	34	D	C		A	Yes	1		
Ethyl acetoacetate	EAA	34	D	E		A	Yes	1		
Ethyl alcohol	EAL	20 ²	D	C		A	Yes	1		
Ethylbenzene	ETB	32	D	C		A	Yes	1		
Ethyl butanol	EBT	20	D	D		A	Yes	1		
Ethyl tert-butyl ether	EBE	41	D	C		A	Yes	1		
Ethyl butyrate	EBR	34	D	D		A	Yes	1		
Ethyl cyclohexane	ECY	31	D	D		A	Yes	1		
Ethylene glycol	EGL	20 ²	D	E		A	Yes	1		
Ethylene glycol butyl ether acetate	EMA	34	D	E		A	Yes	1		
Ethylene glycol diacetate	EGY	34	D	E		A	Yes	1		
Ethylene glycol phenyl ether	EPE	40	D	E		A	Yes	1		
Ethyl-3-ethoxypropionate	EEP	34	D	D		A	Yes	1		
2-Ethylhexanol	EHX	20	D	E		A	Yes	1		



Certificate of Inspection

Cargo Authority Attachment

Vessel Name: CCL 31
Official #: 1305870

Shipyard: C&C Marine
Hull #: 342

Cargo Identification							Conditions of Carriage			
Name	Chem Code	Compat Group No	Sub Chapter	Grade	Hull Type	Tank Group	Vapor Recovery App'd (Y or N)	VCS Category	Special Requirements in 46 CFR 151 General and Mat'ls of Construction	Insp. Period
Ethyl propionate	EPR	34	D	C		A	Yes	1		
Ethyl toluene	ETE	32	D	D		A	Yes	1		
Formamide	FAM	10	D	E		A	Yes	1		
Furfuryl alcohol	FAL	20 ²	D	E		A	Yes	1		
Gasoline blending stocks: Alkylates	GAK	33	D	C		A	Yes	1		
Gasoline blending stocks: Reformates	GRF	33	D	C		A	Yes	1		
Gasolines: Automotive (containing not over 4.23 grams lead per gallon)	GAT	33	D	A/C		A	Yes	1		
Gasolines: Aviation (containing not over 4.86 grams of lead per gallon)	GAV	33	D	C		A	Yes	1		
Gasolines: Casinghead (natural)	GCS	33	D	A/C		A	Yes	1		
Gasolines: Polymer	GPL	33	D	C		A	Yes	1		
Gasolines: Straight run	GSR	33	D	A/C		A	Yes	1		
Glycerine	GCR	20 ²	D	E		A	Yes	1		
Heptane (all isomers)	HMX	31	D	C		A	Yes	1		
n-Heptanoic acid	HEN	4	D	E		A	Yes	1		
Heptanol (all isomers)	HTX	20	D	D/E		A	Yes	1		
Heptene (all isomers)	HPX	30	D	C		A	Yes	2		
Heptyl acetate	HPE	34	D	E		A	Yes	1		
Hexane (all isomers)	HXS	31 ²	D	B/C		A	Yes	1		
Hexanoic acid	HXO	4	D	E		A	Yes	1		
Hexanol	HXN	20	D	D		A	Yes	1		
Hexene (all isomers)	HEX	30	D	C		A	Yes	2		
Hexylene glycol	HXG	20	D	E		A	Yes	1		
Isophorone	IPH	18 ²	D	E		A	Yes	1		
Jet fuel: JP-4	JPF	33	D	E		A	Yes	1		
Jet fuel: JP-5 (kerosene, heavy)	JPV	33	D	D		A	Yes	1		
Kerosene	KRS	33	D	D		A	Yes	1		
Lauric acid	LRA	34	D	#		A	Yes	1		
Methyl acetate	MTT	34	D	D		A	Yes	1		
Methyl alcohol	MAL	20 ²	D	C		A	Yes	1		
Methylamyl acetate	MAC	34	D	D		A	Yes	1		
Methylamyl alcohol	MAA	20	D	D		A	Yes	1		
Methyl amyl ketone	MAK	18	D	D		A	Yes	1		
Methyl tert-butyl ether	MBE	41 ²	D	C		A	Yes	1		
Methyl butyl ketone	MBK	18	D	C		A	Yes	1		
Methyl butyrate	MBU	34	D	C		A	Yes	1		
Methylcyclohexane	MCY	31	D	C		A	Yes	1		
Methyl ethyl ketone	MEK	18 ²	D	C		A	Yes	1		
Methyl formate	MFM	34	D	A		A	Yes	6		



Certificate of Inspection

Cargo Authority Attachment

Vessel Name: CCL 31
Official #: 1305870

Shipyard: C&C Marine
Hull #: 342

Cargo Identification							Conditions of Carriage				
Name	Chem Code	Compat Group No	Sub Chapter	Grade	Hull Type	Tank Group	Vapor Recovery App'd (Y or N)	VCS Category	Special Requirements in 46 CFR 151 General and Mat'ls of Construction	Insp. Period	
Methyl heptyl ketone	MHK	18	D	D		A	Yes	1			
2-Methyl-2-hydroxy-3-butyne	MHB	20	D	C		A	Yes	1			
Methyl isobutyl ketone	MIK	18 ²	D	C		A	Yes	1			
Mineral spirits	MNS	33	D	D		A	Yes	1			
Myrcene	MRE	30	D	D		A	Yes	1			
Naphtha: Heavy	NAG	33	D	#		A	Yes	1			
Naphtha: Petroleum	PTN	33	D	#		A	Yes	1			
Naphtha: Solvent	NSV	33	D	D		A	Yes	1			
Naphtha: Stoddard solvent	NSS	33	D	D		A	Yes	1			
Naphtha: Varnish makers and painters (75%)	NVM	33	D	C		A	Yes	1			
Neodecanoic acid	NEA	4	D	E		A	Yes	1			
Nonane (all isomers)	NAX	31	D	D		A	Yes	1			
Nonene (all isomers)	NON	30	D	D		A	Yes	2			
Nonyl alcohol (all isomers)	NNS	20 ²	D	E		A	Yes	1			
Nonyl phenol	NNP	21	D	E		A	Yes	1			
Nonyl phenol poly(4+)ethoxylates	NPE	40	D	E		A	Yes	1			
Octane (all isomers)	OAX	31	D	C		A	Yes	1			
Octanoic acid (all isomers)	OAY	4	D	E		A	Yes	1			
Octanol (all isomers)	OCX	20 ²	D	E		A	Yes	1			
Octene (all isomers)	OTX	30	D	C		A	Yes	2			
Oil, fuel: No. 2	OTW	33	D	D/E		A	Yes	1			
Oil, fuel: No. 2-D	OTD	33	D	D		A	Yes	1			
Oil, fuel: No. 4	OFR	33	D	D/E		A	Yes	1			
Oil, fuel: No. 6	OSX	33	D	E		A	Yes	1			
Oil, misc: Crude	OIL	33	D	A/D		A	Yes	1			
Oil, misc: Diesel	ODS	33	D	D/E		A	Yes	1			
Oil, misc: Gas, high pour	OGP	33	D	E		A	Yes	1			
Oil, misc: Lubricating	OLB	33	D	E		A	Yes	1			
Oil, misc: Residual	ORL	33	D	E		A	Yes	1			
Oil, misc: Turbine	OTB	33	D	E		A	Yes	1			
alpha-Olefins (C6-C18) mixtures	OAM	30	D	E		A	Yes	1			
Pentane (all isomers)	PTY	31	D	A		A	Yes	5			
Pentene (all isomers)	PTX	30	D	A		A	Yes	5			
n-Pentyl propionate	PPE	34	D	D		A	Yes	1			
alpha-Pinene	PIO	30	D	D		A	Yes	1			
beta-Pinene	PIP	30	D	D		A	Yes	1			
Poly(2-8)alkylene glycol monoalkyl (C1-C6) ether	PAG	40	D	E		A	Yes	1			
Poly(2-8)alkylene glycol monoalkyl (C1-C6) ether acetate	PAF	34	D	E		A	Yes	1			



Certificate of Inspection

Cargo Authority Attachment

Vessel Name: **CCL 31**
 Official #: 1305870

Shipyard: C&C Marine
 Hull #: 342

Cargo Identification						Conditions of Carriage				
Name	Chem Code	Compat Group No	Sub Chapter	Grade	Hull Type	Tank Group	Vapor Recovery		Special Requirements in 46 CFR 151 General and Mat'ls of Construction	Insp. Period
							App'd (Y or N)	VCS Category		
Polybutene	PLB	30	D	E		A	Yes	1		
Polypropylene glycol	PGC	40	D	E		A	Yes	1		
Propionaldehyde	PAD	19	D	C		A	Yes	2		
Isopropyl acetate	IAC	34	D	C		A	Yes	1		
n-Propyl acetate	PAT	34	D	C		A	Yes	1		
Isopropyl alcohol	IPA	20 ^{2,3}	D	C		A	Yes	1		
n-Propyl alcohol	PAL	20 ²	D	C		A	Yes	1		
Propylbenzene (all isomers)	PBY	32	D	D		A	Yes	1		
Isopropylcyclohexane	IPX	31	D	D		A	Yes	1		
Propylene glycol	PPG	20 ²	D	E		A	Yes	1		
Propylene glycol methyl ether acetate	PGN	34	D	D		A	Yes	1		
Propylene tetramer	PTT	30	D	D		A	Yes	1		
Sulfolane	SFL	39	D	E		A	Yes	1		
Tetraethylene glycol	TTG	40	D	E		A	Yes	1		
Tetrahydronaphthalene	THN	32	D	E		A	Yes	1		
Tetramethylbenzene (all isomers)	TTC	32	D	#		A	Yes	1		
Toluene	TOL	32	D	C		A	Yes	1		
Tricresyl phosphate (containing less than 1% ortho isomer)	TCP	34	D	E		A	Yes	1		
Triethylbenzene	TEB	32	D	E		A	Yes	1		
Triethylene glycol	TEG	40	D	E		A	Yes	1		
Triethyl phosphate	TPS	34	D	E		A	Yes	1		
Trimethylbenzene (all isomers)	TRE	32	D	{D}		A	Yes	1		
2,2,4-Trimethyl-1,3-pentanediol-1-isobutyrate	TMP	34	D	E		A	Yes	1		
Trixylyl phosphate	TRP	34	D	E		A	Yes	1		
1-Undecene	UDC	30	D	D/E		A	Yes	1		
Undecyl alcohol	UND	20	D	E		A	Yes	1		
Xylenes	XLX	32	D	D		A	Yes	1		



Certificate of Inspection

Cargo Authority Attachment

Vessel Name: **CCL 31**
Official #: 1305870

Page 9 of 9

Shipyard: C&C Marine
Hull #: 342

Explanation of terms & symbols used in the Table:

Cargo Identification

Name	The proper shipping name as listed in 46 CFR Table 30.25-1, 46 CFR Table 151.05, and 46 CFR Part 153 Table 2.
Chem Code none	The three letter designation assigned to the cargo in the Chemical Hazards Response Information System (CHRIS) Manual. Certain mixtures of cargoes may not have a CHRIS Code assigned.
Compatibility Group No.	The cargo reactive group number assigned for compatibility determinations in 46 CFR Part 150 Tables I and II. In accordance with 46 CFR 150.130, the Person-in-Charge of the barge is responsible for ensuring that the compatibility requirements of 46 CFR Part 150 are met. Cargoes must be checked for compatibility using the figures, tables, and appendices of 46 CFR 150 in conjunction with the assigned reactive group number.
Note 1	Because of the very high reactivity or unusual conditions of carriage or potential compatibility problems, this product is not assigned to a specific group in the Compatibility Chart. For additional compatibility information, contact Commandant (CG-3PSO-3), U.S. Coast Guard, 2100 Second Street, SW, Washington, DC 20593-0001. Telephone (202) 372-1425.
Note 2	See Appendix I to 46 CFR Part 150 - exceptions to the compatibility chart.
Subchapter	The subchapter in Title 46 Code of Federal Regulations under which the cargo has been classified.
Subchapter D	Those flammable and combustible liquids listed in 46 CFR Table 30.25-1.
Subchapter O	Those hazardous cargoes listed in 46 CFR Table 151.05 and 46 CFR Part 153 Table 2.
Note 3	Those cargoes listed in 46 CFR Part 153 Table 2 are non-regulated cargoes when carried in bulk on non-oceangoing barges.
Grade	The cargo classification assigned to each flammable or combustible liquid. Grades inside of "[]" indicate a provisional assignment based upon literature sources which were not verified by manufacturers data. The Person-in-Charge shall verify the cargo grade based on Manufacturers data and ensure that the barge is authorized for carriage of that grade of cargo.
A, B, C	Flammable liquid cargoes, as defined in 46 CFR 30-10.22.
D, E	Combustible liquid cargoes, as defined in 46 CFR 30-10.15.
Note 4	The flammability/combustibility grade of these cargoes may vary depending upon the flashpoint and Reid vapor pressure. The Person-in-Charge shall verify the cargo grade based on Manufacturers data and ensure that the barge is authorized for carriage of that grade of cargo.
NA	Those subchapter O cargoes which are not classified as a flammable or combustible liquid.
#	No flammability/combustibility grade has been assigned yet, as the necessary flash point/vapor pressure data for such assignments are presently not available.
Hull Type	The required barge hull classification for carriage of the specified Subchapter O hazardous material cargo, see 46 CFR 151.10-1.
I	Designed to carry products which require the maximum preventive measures to preclude the uncontrolled release of the cargo. See 46 CFR 151.10-1(b)(1).
II	Designed to carry products which require significant preventive measures to preclude the uncontrolled release of cargo. See 46 CFR 151.10-1(b)(3).
III	Designed to carry products of sufficient hazard to require a moderate degree of control. See 46 CFR 151.10-1(b)(4).
NA	Not applicable to barges certificated under Subchapter D.

Conditions of Carriage

Tank Group	The vessel's tank group (as defined in Section 4) which is authorized for carriage of the named cargo.
Vapor Recovery	Yes: The vessel's VCS has been reviewed and approved by the MSC to control vapors of the specified cargo.
Approved (Y or N)	No: The vessel's VCS has been reviewed and is not approved by the MSC to control vapors of the specified cargo.

Conditions of Carriage

Tank Group	The vessel's tank group (as defined under the "46 CFR Tank Group Characteristics" listed on page 1) which is authorized for carriage of the named cargo.
Vapor Recovery	Yes: The vessel's VCS has been reviewed and approved by the MSC to control vapors of the specified cargo.
Approved (Y or N)	No: The vessel's VCS has been reviewed and is not approved by the MSC to control vapors of the specified cargo.
VCS Category:	The specified cargo's provisional classification for vapor control systems.
Category 1	(No additional VCS requirements above those for benzene, gasolines and crude oil) All requirements applying to the handling of oil and hazardous materials in Titles 33 and 46 Code of Federal Regulations (CFR) apply to these cargoes. Those specifically dealing with vapor control systems are in 33 CFR 155.750, 33 CFR 156.120, 33 CFR 156.170, 46 CFR 35.35 and 46 CFR 39. The cargo tank venting system calculations (46 CFR 39.2011) and the pressure drop calculations (46 CFR 39.3001) must use appropriate friction factors, vapor densities and vapor growth rates.
Category 2	(Polymerizes) Polymerization and residue build-up of these cargoes can adversely affect the vessel by fouling safety components and restricting vapor flow which could lead to cargo tank overpressurization. The vessel's owner must develop a method of ensuring all VCS safety components are functional and polymer build-up is not causing an unsafe condition due to increased pressure in the vapor control piping and cargo tanks. The method shall be acceptable to the local Officer in Charge, Marine Inspection. This is in addition to the requirements of Category 1. Please note that a material not normally considered a monomer can be a problem in detonation arrester.
Category 3	(Highly toxic) VCSs for these toxic cargoes cannot use a spill valve or rupture disk as the primary means to meet the overfill protection requirement of 46 CFR 39.2009. This requirement is in addition to the requirements of Category 1.
Category 4	(Polymerizes and highly toxic) Must comply with requirements of Categories 1, 2 and 3.
Category 5	(High vapor pressure) VCS pressure drop calculations for cargoes with a vapor pressure greater than 14.7 psia at 115 F must take into account increased vapor-air mixture densities and vapor growth rates as compared to Category 1 cargoes. Consult the Marine Safety Center's VCS Guidelines for further information. This requirement is in addition to the requirements of Category 1.
Category 6	(High vapor pressure and highly toxic) Must comply with requirements of Categories 1, 3 and 5.
Category 7	(High vapor pressure and polymerizes) Must comply with requirements of Categories 1, 2 and 5.
none	The cargo has not been evaluated/classified for use in vapor control systems.

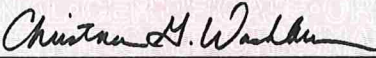


UNITED STATES OF AMERICA

DEPARTMENT OF HOMELAND SECURITY
UNITED STATES COAST GUARD

NATIONAL VESSEL DOCUMENTATION CENTER

CERTIFICATE OF DOCUMENTATION


VESSEL NAME CCL 31		OFFICIAL NUMBER 1305870	IMO OR OTHER NUMBER 342	YEAR COMPLETED 2020	
HAILING PORT NEW ORLEANS LA		HULL MATERIAL STEEL		MECHANICAL PROPULSION NO	
GROSS TONNAGE 735 GRT	NET TONNAGE 735 NRT	LENGTH 200.0	BREADTH 35.0	DEPTH 12.5	
PLACE BUILT BELLE CHASSE LA					
OWNERS CHEM CARRIERS LLC COMPRISED OF ONE MEMBER			OPERATIONAL ENDORSEMENTS COASTWISE		
MANAGING OWNER CHEM CARRIERS LLC 1237 HIGHWAY 75 SUNSHINE LA 70780					
RESTRICTIONS NO RECREATION - BARGE, 79 FEET OR MORE IN LENGTH, MEASURED UNDER SIMPLIFIED SYSTEM					
ENTITLEMENTS NONE					
REMARKS NONE					
ISSUE DATE JANUARY 09, 2026		 DIRECTOR, NATIONAL VESSEL DOCUMENTATION CENTER			
THIS CERTIFICATE EXPIRES FEBRUARY 28, 2027					





National Pollution Funds Center

Vessel COFR Search E-COFR Online Enrollment Contact Us Logout
Frequently Asked Questions Disclaimer Forms/Regulations NPFC Home

Click on the Document Icon  to the left of a record to display a COFR Confirmation in html. You may print the COFR Confirmation by right clicking your mouse and selecting "print" from the list.

VESSEL NAME	VESSEL TYPE	HULL TYPE	GROSS TONNAGE	COFR NUMBER	EFFECTIVE DATE	EXPIRATION DATE	COFR APPLICANT	VIN	INSURANCE CANCEL FLAG
 CCL 31	TANKBARGED		735	841310 - 21	10/1/2023	10/1/2026	CHEM CARRIERS, L.L.C	D1305870	

< Prev Next >

[USCG Home](#) • [Privacy Policy](#) • [Customer Accessibility](#)

Contact the [Accessibility Coordinator](#) for comments and inquiries about accessibility.

Version 3.7 -- This version is designed for Internet Explorer, Edge, Chrome, Firefox and Safari.



STOLT BARGE SERVICES

16300 DEZAVALA RD. CHANNELVIEW, TX 77530
PHONE: 713-539-8227

Barge Piping Letter

INSTRUCTIONS: ALL FIELDS ARE REQUIRED. USE N/A ON ANY NON-APPLICABLE LINE.

BARGE OWNER/ BARGE NAME: Chem Carriers LLC CCL-31
LETTER EXPIRATION DATE (ONE YEAR FROM TEST DATE): 3-17-26

NOTE: TEST RESULTS ARE VALID FOR ONE YEAR FROM DATE OF TEST

- CARGO PIPING AND VALVES (ACTUAL DATE OF TEST): 3-17-26
TEST PRESSURE (188 PSI): 188 psi
- CARGO RELIEF VALVE (ACTUAL DATE OF TEST): 3-17-26
TEST PRESSURE (125 PSI): 125 psi
- CARGO PRESSURE GAUGE (ACTUAL DATE OF TEST): 3-17-26
PERCENT OF ACCURACY (%): 98%
- STEAM PIPING AND RELIEF VALVES (ACTUAL DATE OF TEST): N/A
TEST PRESSURE (125 PSI): N/A

SIGNATURE OF TESTER	<u>Cesar Cedillo</u>
PRINTED NAME OF TESTER	<u>Cesar Cedillo</u>
COMPANY/ LOCATION OF TESTER	<u>Stolt Barge Services Channelview Tx</u>



STOLT BARGE SERVICES

16300 DEZAVALA RD. CHANNELVIEW, TX 77530

PHONE: 713-539-8227

BARGE VAPOR TIGHTNESS LETTER

NOTE: TEST RESULTS ARE VALID FOR ONE YEAR FROM DATE OF TEST.

TEST DATE: 3-17-26
BARGE OWNER: ChemCarriers LLC
BARGE NAME / OFFICIAL NUMBER: CCL-31
MAXIMUM LOAD RATE (BPH): 3,500 (BPH)

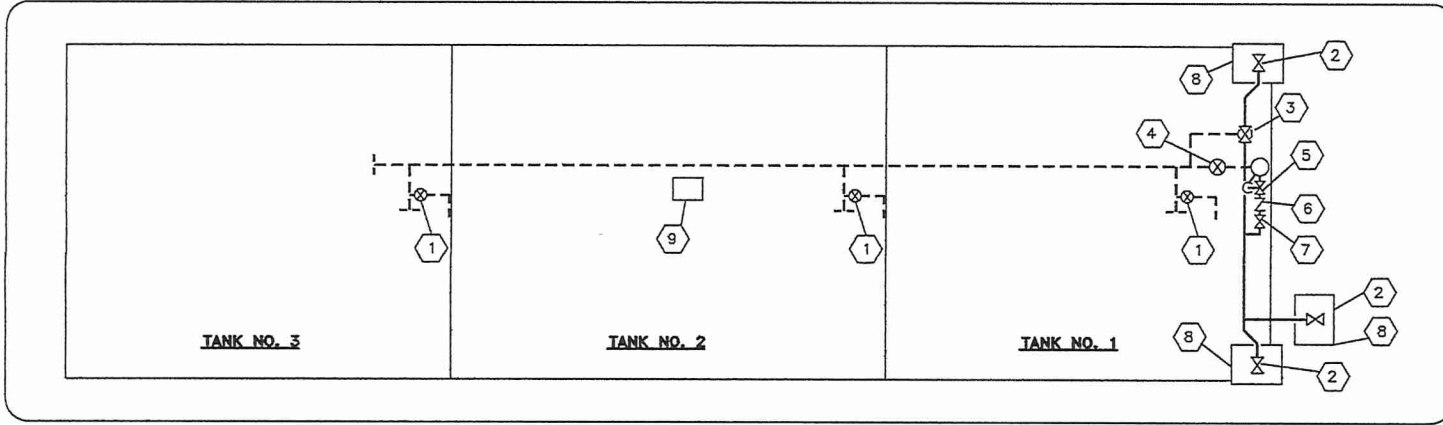
PRESSURIZE CARGO TANKS AND VAPOR SYSTEM TO 28 INCHES OF WATER USING A MANOMETER . CLOSE ALL AIR VALVES AND ALLOW THE VESSEL TO REMAIN PRESURRIZED FOR 30 MINUTES. USE SOAP TO TEST AND INSPECT FOR LEAKS. AFTER 30 MINUTES, RECORD THE PRESSURE AND TIMES.

TEST CARGO TANKS AND VAPOR SYSTEM TO 28" INCHES OF WATER.
START TIME: 13:45 BEGINNING PRESSURE: 28"
END TIME: 14:15 ENDING PRESSURE: 27.8

**THIS VESSEL HAS BEEN TESTED IN ACCORDANCE WITH SECTION 61.304F
AND HAS BEEN FOUND TO BE VAPOR TIGHT.**

COMPANY OF TESTER: <u>Stolt Barge Services</u>	LOCATION OF TEST: <u>Channelview TX</u>
PRINTED NAME OF TESTER: <u>Cesar Cedillo</u>	SIGNATURE OF TESTER: <u>Cesar Cedillo</u>
PRINTED NAME OF WITNESS: <u>Xavier Bailey</u>	SIGNATURE OF WITNESS: <u>Xavier Bailey</u>

BILL OF MATERIALS		
ITEM	QTY	DESCRIPTION
1	3	8" CARGO TANK VALVE
2	3	8" CARGO HEADER VALVE
3	1	8" LOADING VALVE
4	1	10" PUMP BLOCK VALVE
5	1	RELIEF VALVE
6	1	8" CHECK VALVE
7	1	8" DISCHARGE VALVE
8	3	DRIP PAN
9	1	REMOTE ENG. SHUTDOWN



CARGO PIPING

BARGE:	CCL 30,31,32,33
OWNER:	CHEM CARRIERS
PROJECT:	200'-0" x 35'-0" x 12'-6" DOUBLE SKIN TANK BARGE
DRAWING TITLE:	CARGO PIPING
SIZE:	D
DRAWING NO.:	CP-01 (LINE)
DATE:	09/28/20
SHEET:	1 OF 1



REV	DESCRIPTION	DATE
5		
4		
3		
2		
1		

DRAWN BY	KGN	09/28/20
CHECKED		
APPROVED		
JOB NO.	F-128	
HULL NO.		



Marine Safety Center Vapor Control System (VCS) Plan Review Information Sheet (PRIS)



Vessel Name	CCL 30 through CCL 33	Shipyard	C&C Marine & Repair, LLC
Official Number	1305871, 1305870, 1305869, 1305868	Hull Number	341 through 344

1. This sheet consolidates critical VCS parameters for MSC Staff Engineers and CG Field Inspectors dealing with Vapor Control Systems. CG Inspectors should verify the vessel's VCS design is consistent with the information listed in boxes 2, 6, 7 & 8 prior to updating the vapor control endorsement on the vessel's Certificate of Inspection. For cases where the information in the VCS PRIS does not reflect the vessel's design the CG Inspector should contact the MSC's Cargo Authority branch.

2. Tank Maximum Design Working Pressure 3.60 psig Raised Trunk
Flush Deck

3. Authorized Maximum Cargo Transfer Rate(s) 2,500 bbl/hr discharging
2,000 bbl/hr discharging

4. Authorized Maximum Vapor-Air Mixture Density 0.379 lbm/ft³

5. Authorized VCS Categories 1 Through 7

6. Cargoes with the highest vapor density and/or pressure drop:
a. Cargo Name Pentane (all isomers) [PTY]
b. Cargo Name Pentane (all isomers) [PTY]

7. Pressure Vacuum Valve: Manufacturer ERL Size EQUATE CG Approval 162.017/169/2	Settings in psig: Pressure-side 3 Vacuum-side 2	8. VCS Pipe Sizes: Approx. Inside Diameter Longitudinal Header (Inches) 8 Transverse Header (Inches) 8
Required Venting Capacity of Pressure-Side of P/V valve 8217 bbl/hr (air) Required Venting Capacity of Vacuum-Side of P/V valve 2000 bbl/hr (air)		

9. Tank Overfill Protection System (check appropriate box or boxes)

a. High Level/Tank Overfill Alarm	<input checked="" type="checkbox"/>	Type ERL Level Alert	
b. Overfill Control Shutdown	<input type="checkbox"/>	Type N/A	
c. Spill Valve	<input type="checkbox"/>	Type N/A	Meets ASTM F1271 Setting in psig N/A
d. Rupture Disk	<input type="checkbox"/>	Type N/A	

10. Closed Gauging Verify the vessel has closed gauging that satisfies 46 CFR 39.2003 and 151.15-10(c).

11. Instructions/Guidelines for the OCMI:

11a. The Marine Safety Center's recommended COI endorsements can be found in the following approval letters:
C1-2002730 dated August 18, 2020

11b. The MSC approval letters must be available at the OCMI's request.
11c. Verify isolation valve at the vapor connection flange is manually operable and designed in a way it is "clearly" open or closed.
11d. Verify the set-point of the overfill alarm system. It shall be no higher than 6 inches (0.5 feet) below the tank tops of cargo tanks #1-3 at Centerline.
11e. The tanks share a common vent header, which would allow mixing of various vapors and liquid cargoes. Note this configuration restricts the types of cargoes that can be carried simultaneously.
11f. The vapor collection piping must be electrically continuous and bonded to the hull as required by 46 CFR 39.2001(c).

Current VCS Approval Letter	C1-2002730 dated August 18, 2020	MSC Plan Reviewer	LT J. D. MacArthur
-----------------------------	----------------------------------	-------------------	--------------------

CARGO TRANSFER PROCEDURES

CHEM CARRIERS L.L.C.

TRANSFER FROM BARGE TO DOCK

PARTS

1. PRODUCTS TRANSFERRED
2. DESCRIPTION OF SYSTEM
3. PERSONS ON DUTY
4. PERSONS IN CHARGE
5. EMERGENCY SHUTDOWN
6. TOPPING OFF PROCEDURE
7. COMPLETION OF TRANSFER
8. REPORTING CARGO SPILLS
9. VESSEL CLOSURES
10. PRODUCT DATA
11. Vapor Control Procedures
12. Inert system

Barge CCL 31

PARTS 1. PRODUCTS TRANSFERRED

33 CFR 155.750 (a) (1) (i)

This vessel is certificated for the carriage of grades "A" and lower Sub-Chapter (D) and (O) Products. It has also been certified to carry vapor products. Reference Certificate of Inspection.

PARTS 2. DESCRIPTION OF CARGO TRANSFER SYSTEM

33 CFR 155.750 (a) (2) (i) (ii)

The cargo transfer procedures apply to all Chem Carrier L.L.C. owned or leased tank barges. In most cases other than series built barges, the cargo piping arrangement is usually slightly different on every barge, and for this reason, the piping diagram must be studied before loading or discharging a barge. The basic concept for loading and discharging is fairly standard depending on the location of the pump.

A. (Reference the piping diagram for transfer system arrangement.)

B. PROCEDURES FOR THE CONTAINMENT SYSTEM

33 CFR 155.310 (a) (1) (iv)

33 CFR 155.750 (a) (2) (iii)

- 1). The containment pans are equipped with a drain for the removal of slops to shore facilities:
NEVER DRAIN THE CONTAINMENT TANKS ONTO THE DECK.
- 2). CCL 31 is equipped with a separate containment area for

the cargo trunk top and the forward deck area. Each containment area is equipped with drains and scupper plugs. Plugs should be installed prior to cargo transfer and removed after the cargo transfer is complete. PIC should notify Chem Carriers when containment areas need cleaning or if scupper plugs need replacing. **Never Drain Product captured in containment area overboard.**

PARTS 3. PERSONS ON DUTY DURING TRANSFER

33 CFR 155.750 (a) (3)

Number of persons required on duty during transfer operations:

- A. At no time during the transfer operation will be less than one responsible person on duty. The certified tankerman assigned shall be in charge and responsible for the safe transfer of cargo.

PARTS 4. PERSONS IN CHARGE

The tankerman (person in charge) is responsible for transferring cargo and carrying out related operations on board in an efficient, safe, and pollution free manner. The tankerman whether employed by the towboat, owner, operator, a shore tankerman service, or Chem Carriers L.L.C., shall comply with all Coast Guard, State and local regulations. Tankerman's responsibility shall include but not be limited to the following:

- A. To have on his/her person a valid merchant marine document endorsed as tankerman, certified to handle the grade of cargo to be transferred.
- B. Make a thorough inspection of the barge prior to the start of transfer operation.
- C. To have proper connection of the grounding cable.
- D. The vessel's moorings are adequate to hold during all expected conditions of surge, current, wind, tide, ect., and lines are long enough to allow for surge, tide, wind, changes in draft ect.
- E. Proper hose sizes, lengths, support, and connections.
- F. The condition of fire extinguishers and required number.
- G. The person in charge of transfer operations on the transferring vessel or facility and the person in charge of transferring operations on the receiving vessel or facility agree to begin the transfer operations.
- H. The transfer operation between tank barges and dock facilities should be lighted between sunset and sunrise to comply with the U. S. Coast Guard regulation pertaining to the displaying of lights on barges as required by Title 33.
- I. The PIC (PERSON IN CHARGE) will be responsible for the DOI (declaration of inspection) and DOS (declaration of security).
- J. Always maintain communications with dock or shore personnel

with an agreed upon approved system.

PARTS 5: EMERGENCY SHUTDOWN

33 CFR 155.750 (a) (6)

THE EMERGENCY SHUTDOWN IS LOCATED NEAR THE CENTER OF THE BARGE.

- A. In the event of an emergency, transfer operations can be stopped by pulling the remote shutdown cable.
- B. Familiarize yourself with its location and operation prior to transfer.

PARTS 6; TOPPING OFF PROCEDURES

33 CFR 155.750 (a) (7)

In the process of topping off, tanks should be loaded at different levels to top off one at a time. Extra care should be taken to avoid over pressuring the connections, and hoses by closing valves against the receiving line. Since barges and facilities vary in their systems, no standard for topping off exist, but the following should be considered:

- A. The closing of one tank increases the rate of flow to other tanks on the same line.
- B. Always consider temperature and cargo in accordance with the amount of expansion that should be allowed.
- C. Always maintain communications with dock or shore personnel.
- D. A set of dipstick overflow devices have been installed on the CCL 31. Dipsticks can be made operational by releasing the covers or caps. Dipsticks should be used as a visual aid for overflow protection.

PARTS 7: COMPLETION OF TRANSFER

33 CFR 155.750 (a) (8)

Upon the completion of the transfer all pipelines should be drained into cargo tanks. The header valve used during the operation should then be closed, sealed off with a blind flange and shore personnel should seal lines and hatches on vessel.

PARTS 8: REPORTING CARGO SPILLS

33 CFR 155.750 (a) (9)

Should an accidental discharge of product occur, you should consider the following:

- A. Locate the source of the spill and try to stop it, if possible, and safe to do so.
- B. Make an attempt to contain the product if possible.
- C. Notify the Coast Guard. The national Response Center at 1-800-424-9300.
- E. Notify Chem Carriers L.L.C. at (225) 642-0060
- F. If loading, transfer the cargo from the leaking tank to an adjacent tank or back to the dock if safe to do so.
- G. If discharging, pump the product from the leaking tank as quickly as possible if safe to do so.

***When reporting a spill, the tankerman should provide the following information:**

- A. Name (his or her)
- B. Name of Company: (employed by; (contracted by;
- C. Name of Barge.
- D. Spill Location
- E. Specify Product.
- F. Estimate Quantity of Spill
- G. Weather, Tide, Sea and Current Conditions.
- H. Cause of Spill.
- I. Action Being Taken to Contain and Stop Spill

PART 9

CLOSURES ON VESSELS

Upon completion of cargo transfer operations, all tank hatch covers, ullage covers, and gauging device covers shall be dogged down and secured. In addition, the vent drain valves, if installed, should be secured and left in the proper position. All drain valves should be closed, and drip pan covers, if installed, should be made up tight. Covers for void spaces, bow and stern compartments shall be secured at all times and checked for tightness. Closing devices on clean-out hatches and clean-out opening should be checked, especially when the barge is loaded.

PART 10

PRODUCT DATA

See specific MSDS sheets provided with these procedures.

In case of any other emergency, immediately shut down and notify the transferring facility, and Chem Carriers L.L.C. (225) 642-0060 24 Hour Line.

PART 11

VAPOR CONTROL PROCEDURES

This is a guide only and is not intended to replace experience, sound judgment, and a proper assessment of the task at hand.

The tankerman on duty is the acting Designated Person In Charge (PIC) and is responsible for cargo transfer operations and

carrying out related operations on barges.

1. Vapor Recovery Transfer Maximum Rate is 2300 BBLS/HR for subchapter "D" Cargoes and 2400 BBLS/Hr for subchapter "O" Cargoes.
 - 1.1 Transfer rates, which exceed these maximums, must be approved by Chem Carriers.
 - 1.2 Transfer rates for each cargo tank should not exceed the maximum transfer rate.

2. Pre-transfer Inspection For Vapor Recovery Operations

2.1 Follow the procedures outlined below in addition to the procedures utilized during normal transfers:

2.1.1 Wear personal protective equipment (PPE) as needed for the cargo in the barge when testing P/V and, hooking up hoses, or draining low points.

2.1.2 Ensure that a Certificate of Vapor Tightness is onboard and valid.

2.1.3 Close the low point drain on the port/starboard vapor header, if applicable.

2.1.4 Close the low point drain near the vent stack, if applicable.

2.1.5 Close valve to the vent riser if applicable.

2.1.7 Blinds used for the vapor control manifold should have a hole to accommodate the ½" stud located in the vapor header.

2.1.8 Each cargo tank is fitted with a liquid level gauge stick. Remove the cap, raise the stick, This stick can be monitored visually to avoid overfilling.

2.1.9 Ensure that the last one meter (3.3 feet) of vapor piping before the vapor connection is painted red/yellow/red.

2.1.10 The cross-header should be stenciled with the word "VAPOR" in black letters at least 2'' high.

2.1.11 The vapor connection flange should be fixed with a 1" long by 1/2" diameter stud projecting outward from the face of the flange, midway between bolt holes.

2.1.12 The high level alarms/shutdowns are installed near the center of each cargo tank. Dock alarm/shutdown should be connected prior to loading, and plugs located near the forward end of the barge Port and Starboard should be labeled "ALARM/SHUTDOWN SENSOR." High level alarms are set to alarm at 90% of the cargo tanks capacity and Shut downs are set to shut transfer down at 95% of each tanks capacity.

2.1.13 Ensure that the P/V relief valve flame screen, if required, is in place and in good condition prior to testing.

2.1.14 Ensure that the facility has a Letter of Adequacy

endorsed as meeting the requirements of 33 CFR Subpart E.

3. Vapor Piping

3.1 The PIC checks the vapor piping diagram.

3.2 Characteristics of a vapor header:

3.2.1 The vapor collection piping system on tank barges is permanently installed and located as close as practical to the loading manifold. The piping system is electrically bonded to the hull and electrically continuous.

3.2.2 The last one meter (3.3 feet) of vapor piping prior to the valve before the vapor connection is painted red/yellow/red. The red bands are 4" wide and the yellow band is 32" wide.

3.2.3 The vapor header is stenciled with the word "VAPOR" in black letters at least 2" high.

3.2.4 The vapor connection flange is to be fixed with a 1" by 1/2" diameter stud projecting outward from the face of the flange. This stud is located at the top of the flange, midway between bolt holes.

3.2.5 When not in use, blank off the vapor headers using a blind flange with a bolt in every hole. Each blind flange used on the vapor piping has a hole drilled to accommodate the pin.

4. Inspection And Verification Of Vent Lines

4.1 The Person in Charge performs the following steps:

4.1.1 Checks the Certificate of Inspection on board the barge;

4.1.2 Locates polymerizing or inhibited cargoes in the section of the COI marked *Specific Hazardous Cargo Authority*;

4.1.3 Refers to the MSDS or Chemical Data Guide on board the vessel to determine what cargoes are subject to polymerization, or what cargoes are inhibited;

4.1.4 Locates the MSDS for the cargo and determines its toxicity and whether or not it is a polymerizing or inhibited cargo; and,

4.1.5 Notifies the Dispatcher and Field Supervisor when polymerization is suspected.

5. Any problems with the Vapor Control system must be reported immediately to the person in charge and Chem Carriers.

U.S. Department of
Homeland Security

United States
Coast Guard



Commandant
United States Coast Guard

2703 Martin Luther King Jr. Ave SE
Stop 7516
Washington, DC 20593-7516
Staff Symbol: CG-MER-4 (VRP)
Phone: (202) 372-1005
Fax: (202) 372-8376
Email: vrp@uscg.mil

16460
March 12, 2025

Chem Carriers, L.L.C.
C/O: FOREFRONT EMERGENCY MANAGEMENT, LP
ATTN: ALLIE MARTIN
1730 COTEAU ROAD
HOUMA, LA 70364

Dear Sir or Madam:

Your Vessel Response Plan (Control Number 56041), submitted to meet the requirements of Title 33, Code of Federal Regulations (CFR), Part 155, Subparts D and I, is **approved**. Approval will remain valid until **March 21, 2030**.

The CCL 31 (1305870) is authorized to operate only in the ports or geographic areas indicated in the Captain of the Port zones listed below. If carrying oil as cargo, the vessel is prohibited from handling, storing, transporting, transferring, or lightering oil unless it is operating in full compliance with this plan. Compliance includes ensuring that required resources have been identified and planned for or are in place and available through contract or other approved means. If applicable to your routes, this includes the dispersant and aerial observation requirements of 33 CFR 155.1050.

You are reminded that your chosen salvage and marine firefighting resource provider may have submitted waivers from meeting one or more of the specified response times in accordance with 33 CFR 155.4055. If so, this may be rescinded by the U.S. Coast Guard if the appropriate response resources are not available when the approved waiver expires. You shall continue to assess the adequacy of your chosen salvors and firefighters as required by 33 CFR 155.4050.

The vessel must keep a copy of this approval letter onboard in addition to the minimum sections of the plan as required by 33 CFR 155.1030. In accordance with 33 CFR 155.1070, you are required to review your plan annually and submit plan amendments for approval. As per 33 CFR 155.1070(b), the entire plan must be resubmitted for a comprehensive review and approval six (6) months prior to the expiration date.

APPROVED CAPTAIN OF THE PORT ZONES

CORPUS CHRISTI
HOUMA
HOUSTON-GALVESTON

LOWER MISSISSIPPI RIVER
(MEMPHIS)
MOBILE
NEW ORLEANS

OHIO VALLEY
PORT ARTHUR AND LAKE
CHARLES

UPPER MISSISSIPPI RIVER
(ST. LOUIS)

Sincerely,



CHARRON MCCOMBS

Lieutenant Commander

Acting Chief, Domestic Preparedness & Planning Division

U.S. Coast Guard

By direction

U.S. Department of
Homeland Security

United States
Coast Guard



Commanding Officer
United States Coast Guard
Marine Safety Center

US Coast Guard Stop 7430
2703 Martin Luther King Jr. Ave. SE
Washington, DC 20593-7430
Staff Symbol: MSC-5
Phone: (202) 795-6729
Email: securityplaninfo@uscg.mil

16710
VS-326893
December 3, 2024

Chem Carriers, LLC
Attn: Robert Banta
1237 Hwy 75
Sunshine, LA 70780
robert@chemcarriers.com

Subj: CHEM CARRIERS, LLC VESSELS
VESSEL SECURITY PLAN APPROVAL WITH AMENDMENTS

Ref: (a) Your correspondence dated November 6, 2024
(b) Title 33 Code of Federal Regulations (CFR) Part 104
(c) MSC Vessel Security Plan Approval letter dated October 16, 2024

Dear Mr. Banta:

We have conducted a review of the Vessel Security Plan (VSP) submitted with reference (a) in accordance with reference (b) and it is "**Approved.**"

Your vessel must operate in compliance with this approved VSP and the requirements contained in reference (b). You are reminded to immediately report any deviation from this approved plan to the local Captain of the Port (COTP)/Officer in Charge, Marine Inspection (OCMI).

This approval will remain valid until five years from the date of reference (c) unless rescinded in writing by the local COTP/OCMI. You must review your plan annually and submit any amendments to this office for approval. Please ensure that a copy of the VSP is maintained on board the vessel if manned, or, if unmanned, at a suitable secure location so that it is readily available during an emergency or security incident. You shall make available to the Coast Guard, upon request, this letter, the VSP and any information related to the implementation of the VSP. Our Case Number for this plan is 326893. Please ensure that all future correspondence includes this Case Number.

Sincerely,

K. C. WILLIAMS
Lieutenant Commander, U.S. Coast Guard
Chief, Vessel Security Division
By direction

Enclosures: (1) List of Vessel Security Plan Amendments
(2) List of Vessels Covered


List of Vessels Covered

<u>Vessel Name</u>	<u>Official Number (O.N.)</u>
CCL-1	518612
CCL 2	510107
CCL-3	296363
CCL 4	512519
CCL-5	512520
CCL-6	530996
CCL7	551980
CCL 8	551982
CCL 9	551983
CCL 10	551979
CCL 11	551976
CCL 14	1164451
CCL 15	1164452
CCL 16	1164666
CCL 17	1166179
CCL 18	1168981
CCL 19	1168980
CCL 20	1191598
CCL 21	1191599
CCL 22	1191600
CCL 23	1191601
CCL 24	1196547
CCL 25	1196548
CCL 26	1203816
CCL 27	1203817
CCL 28	1212828
CCL 29	1212829
CCL 30	1305871
CCL 31	1305870
CCL 32	1305869
CCL 33	1305868
CCL 401	1216671
CCL 402	1219910
CCL 403	1231311
CCL 404	1231312
CCL 405	1236867
CCL 406	1236866
CCL 407	1246320
CCL 408	1246097
CCL 409	1246098
CCL 410	1255906
CCL 411	1255907
CCL 414-L	1262941
CCL 415-T	1262942

<u>Vessel Name</u>	<u>Official Number (O.N.)</u>
CCL 416-T	1264691
CCL 417 T	1298307
CCL 418-L	1306896
CCL 419-L	1306897
CCL 420-T	1348560
CCL 421-T	CG1843359
CCL 3202	1089031
HFL 413	1237482
HFL 415	1237483
HFL 435	1236563
HFL 605	1237484

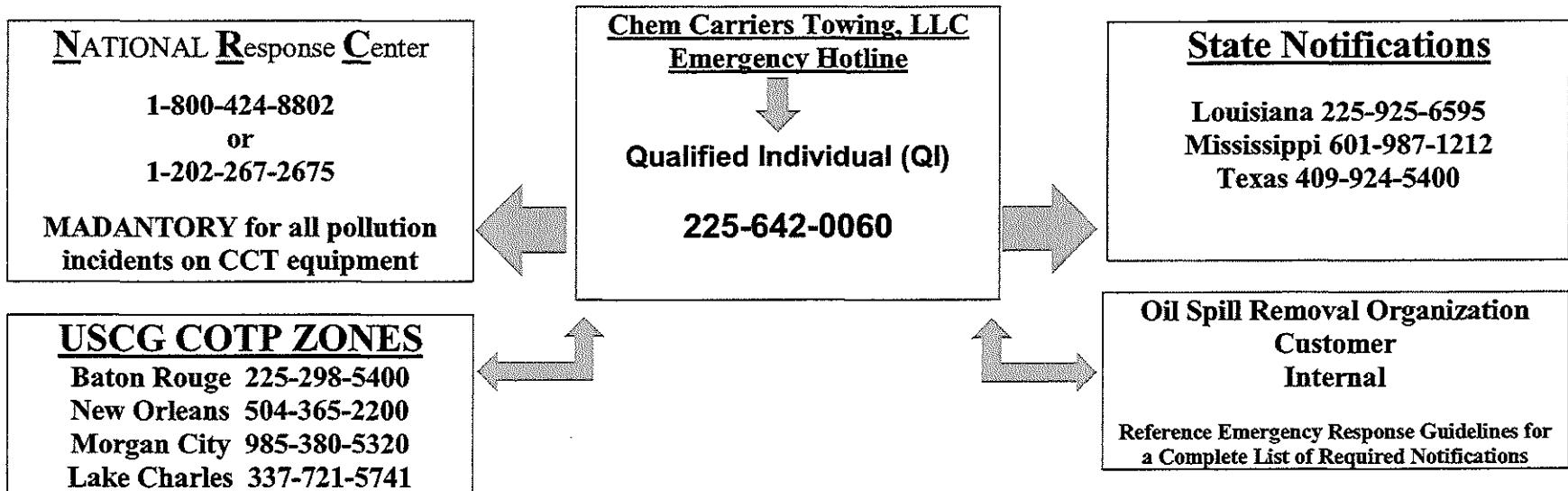

VESSEL INCIDENT / ACCIDENT NOTIFICATION CHART

Incidents that involve injury or illness, spill / pollution or a probable discharge, significant equipment failure, property damage, cargo related issues, service delays or any accident involving a Chem Carriers Towing, LLC vessel or crewmember shall be immediately called into the Chem Carriers Towing, LLC 24-hour Emergency Hotline at 225-642-0060



Master Standing the Watch

Once the situation has been stabilized and all safety issues have been addressed, immediately contact the Chem Carriers Towing, LLC Emergency Hotline (225-642-0060)
Any serious marine incident, or any incident that has the potential to become a serious marine incident, alcohol testing shall be conducted on all involved crewmembers within 2 hours, whether onboard the vessel or at a testing facility.



**Independent Vessel
Calibration**

Ship & Barge Calibrators

**BARGE CCL 31
HULL NO. C&C Marine 342**

**TANK NO. 1
INNAGE TABLE**

CAPACITIES GIVEN IN WHOLE GALLONS

FOR MANUAL GAUGING AT 2" BALL VALVE LOCATED NEAR GEOMETRIC CENTER OF TANK

GAUGE HEIGHT: 16' 3 1/2"

IN	0 FT.	IN	1 FT.	IN	2 FT.	IN	3 FT.	IN	4 FT.	IN	5 FT.	IN	6 FT.	IN	7 FT.	IN	8 FT.	IN	9 FT.
0	16	0	10,010	0	20,353	0	30,684	0	40,980	0	51,312	0	61,645	0	71,979	0	82,313	0	92,648
1/4	199	1/4	10,226	1/4	20,569	1/4	30,898	1/4	41,195	1/4	51,527	1/4	61,861	1/4	72,194	1/4	82,529	1/4	92,863
1/2	385	1/2	10,441	1/2	20,784	1/2	31,112	1/2	41,410	1/2	51,742	1/2	62,076	1/2	72,410	1/2	82,744	1/2	93,078
3/4	572	3/4	10,657	3/4	20,999	3/4	31,327	3/4	41,626	3/4	51,958	3/4	62,291	3/4	72,625	3/4	82,959	3/4	93,294
1	761	1	10,873	1	21,214	1	31,541	1	41,841	1	52,173	1	62,507	1	72,840	1	83,174	1	93,509
1/4	951	1/4	11,089	1/4	21,430	1/4	31,755	1/4	42,056	1/4	52,388	1/4	62,722	1/4	73,055	1/4	83,390	1/4	93,724
1/2	1,143	1/2	11,304	1/2	21,645	1/2	31,970	1/2	42,271	1/2	52,603	1/2	62,937	1/2	73,271	1/2	83,605	1/2	93,939
3/4	1,337	3/4	11,520	3/4	21,860	3/4	32,184	3/4	42,486	3/4	52,819	3/4	63,152	3/4	73,486	3/4	83,820	3/4	94,155
2	1,532	2	11,736	2	22,075	2	32,398	2	42,702	2	53,034	2	63,368	2	73,701	2	84,036	2	94,370
1/4	1,728	1/4	11,951	1/4	22,291	1/4	32,613	1/4	42,917	1/4	53,249	1/4	63,583	1/4	73,917	1/4	84,251	1/4	94,585
1/2	1,926	1/2	12,167	1/2	22,506	1/2	32,827	1/2	43,132	1/2	53,465	1/2	63,798	1/2	74,132	1/2	84,466	1/2	94,801
3/4	2,125	3/4	12,383	3/4	22,721	3/4	33,041	3/4	43,347	3/4	53,680	3/4	64,014	3/4	74,347	3/4	84,682	3/4	95,016
3	2,326	3	12,599	3	22,936	3	33,256	3	43,562	3	53,895	3	64,229	3	74,562	3	84,897	3	95,231
1/4	2,528	1/4	12,814	1/4	23,151	1/4	33,470	1/4	43,778	1/4	54,110	1/4	64,444	1/4	74,778	1/4	85,112	1/4	95,447
1/2	2,731	1/2	13,030	1/2	23,367	1/2	33,684	1/2	43,993	1/2	54,326	1/2	64,659	1/2	74,993	1/2	85,327	1/2	95,662
3/4	2,935	3/4	13,246	3/4	23,582	3/4	33,899	3/4	44,208	3/4	54,541	3/4	64,875	3/4	75,208	3/4	85,543	3/4	95,877
4	3,141	4	13,461	4	23,797	4	34,113	4	44,423	4	54,756	4	65,090	4	75,424	4	85,758	4	96,092
1/4	3,348	1/4	13,677	1/4	24,012	1/4	34,327	1/4	44,639	1/4	54,972	1/4	65,305	1/4	75,639	1/4	85,973	1/4	96,308
1/2	3,557	1/2	13,893	1/2	24,227	1/2	34,542	1/2	44,854	1/2	55,187	1/2	65,521	1/2	75,854	1/2	86,189	1/2	96,523
3/4	3,766	3/4	14,109	3/4	24,443	3/4	34,756	3/4	45,069	3/4	55,402	3/4	65,736	3/4	76,070	3/4	86,404	3/4	96,738
5	3,977	5	14,324	5	24,658	5	34,970	5	45,284	5	55,617	5	65,951	5	76,285	5	86,619	5	96,954
1/4	4,189	1/4	14,540	1/4	24,873	1/4	35,185	1/4	45,499	1/4	55,833	1/4	66,166	1/4	76,500	1/4	86,835	1/4	97,169
1/2	4,403	1/2	14,756	1/2	25,088	1/2	35,399	1/2	45,715	1/2	56,048	1/2	66,382	1/2	76,715	1/2	87,050	1/2	97,384
3/4	4,617	3/4	14,971	3/4	25,303	3/4	35,614	3/4	45,930	3/4	56,263	3/4	66,597	3/4	76,931	3/4	87,265	3/4	97,600
6	4,833	6	15,187	6	25,519	6	35,828	6	46,145	6	56,479	6	66,812	6	77,146	6	87,480	6	97,815
1/4	5,049	1/4	15,402	1/4	25,734	1/4	36,042	1/4	46,360	1/4	56,694	1/4	67,028	1/4	77,361	1/4	87,696	1/4	98,030
1/2	5,264	1/2	15,618	1/2	25,949	1/2	36,257	1/2	46,576	1/2	56,909	1/2	67,243	1/2	77,577	1/2	87,911	1/2	98,245
3/4	5,480	3/4	15,833	3/4	26,164	3/4	36,471	3/4	46,791	3/4	57,124	3/4	67,458	3/4	77,792	3/4	88,126	3/4	98,461
7	5,696	7	16,048	7	26,379	7	36,685	7	47,006	7	57,340	7	67,673	7	78,007	7	88,342	7	98,676
1/4	5,912	1/4	16,263	1/4	26,595	1/4	36,900	1/4	47,221	1/4	57,555	1/4	67,889	1/4	78,223	1/4	88,557	1/4	98,891
1/2	6,127	1/2	16,479	1/2	26,810	1/2	37,114	1/2	47,437	1/2	57,770	1/2	68,104	1/2	78,438	1/2	88,772	1/2	99,107
3/4	6,343	3/4	16,694	3/4	27,025	3/4	37,328	3/4	47,652	3/4	57,986	3/4	68,319	3/4	78,653	3/4	88,988	3/4	99,322
8	6,559	8	16,909	8	27,240	8	37,543	8	47,867	8	58,201	8	68,535	8	78,868	8	89,203	8	99,537
1/4	6,774	1/4	17,124	1/4	27,456	1/4	37,757	1/4	48,083	1/4	58,416	1/4	68,750	1/4	79,084	1/4	89,418	1/4	99,753
1/2	6,990	1/2	17,340	1/2	27,671	1/2	37,972	1/2	48,298	1/2	58,631	1/2	68,965	1/2	79,299	1/2	89,633	1/2	99,968
3/4	7,206	3/4	17,555	3/4	27,886	3/4	38,186	3/4	48,513	3/4	58,847	3/4	69,180	3/4	79,514	3/4	89,849	3/4	100,183
9	7,421	9	17,770	9	28,101	9	38,400	9	48,728	9	59,062	9	69,396	9	79,730	9	90,064	9	100,398
1/4	7,637	1/4	17,986	1/4	28,316	1/4	38,615	1/4	48,944	1/4	59,277	1/4	69,611	1/4	79,945	1/4	90,279	1/4	100,614
1/2	7,853	1/2	18,201	1/2	28,532	1/2	38,829	1/2	49,159	1/2	59,493	1/2	69,826	1/2	80,160	1/2	90,495	1/2	100,829
3/4	8,069	3/4	18,416	3/4	28,747	3/4	39,044	3/4	49,374	3/4	59,708	3/4	70,042	3/4	80,376	3/4	90,710	3/4	101,044
10	8,284	10	18,631	10	28,962	10	39,258	10	49,589	10	59,923	10	70,257	10	80,591	10	90,925	10	101,260
1/4	8,500	1/4	18,847	1/4	29,177	1/4	39,474	1/4	49,805	1/4	60,138	1/4	70,472	1/4	80,806	1/4	91,141	1/4	101,475
1/2	8,716	1/2	19,062	1/2	29,392	1/2	39,689	1/2	50,020	1/2	60,354	1/2	70,687	1/2	81,021	1/2	91,356	1/2	101,690
3/4	8,931	3/4	19,277	3/4	29,608	3/4	39,904	3/4	50,235	3/4	60,569	3/4	70,903	3/4	81,237	3/4	91,571	3/4	101,906
11	9,147	11	19,492	11	29,823	11	40,119	11	50,451	11	60,784	11	71,118	11	81,452	11	91,786	11	102,121
1/4	9,363	1/4	19,708	1/4	30,038	1/4	40,334	1/4	50,666	1/4	61,000	1/4	71,333	1/4	81,667	1/4	92,002	1/4	102,336
1/2	9,579	1/2	19,923	1/2	30,253	1/2	40,550	1/2	50,881	1/2	61,215	1/2	71,549	1/2	81,883	1/2	92,217	1/2	102,551
3/4	9,794	3/4	20,138	3/4	30,468	3/4	40,765	3/4	51,096	3/4	61,430	3/4	71,764	3/4	82,098	3/4	92,432	3/4	102,767

NOTE: BARGE STRAPPED AND COMPUTED IN ACCORDANCE WITH MPMS CHAPTER 2.7.

NOTE: GAUGE POINT: TO TOP LIP OF 2" DIAMETER MMC BALL VALVE,
LOCATED NEAR GEOMETRIC CENTER; NO TRIM CORRECTION REQUIRED

NOTE: CAPACITY TABLE EXTENDS TO EXTREME HEIGHT OF TANK AT CENTERLINE.

THIS CHART IS CERTIFIED FOR THE ABOVE NAMED TANK ONLY. NO CHANGES
OF ANY KIND CAN BE MADE WITHOUT THE WRITTEN CONSENT OF OUR COMPANY.

DATE STRAPPED 7/15/2020 BY: WHF/TC
DATE COMPUTED: 7/28/2020 BY: WHF
DATE ISSUED: 8/17/2020

IVC MARINE



**Independent Vessel
Calibration**

Ship & Barge Calibrators

**BARGE CCL 31
HULL NO. C&C Marine 342**

**TANK NO. 1
INNAGE TABLE**

CAPACITIES GIVEN IN WHOLE GALLONS

FOR MANUAL GAUGING AT 2" BALL VALVE LOCATED NEAR GEOMETRIC CENTER OF TANK

GAUGE HEIGHT: 16' 3 1/2"

10 FT.		11 FT.		12 FT.		13 FT.		14 FT.		15 FT.		16 FT.		17 FT.		18 FT.		19 FT.	
IN	0	IN	0	IN	0	IN	0	IN	0	IN	0	IN	0	IN	0	IN	0	IN	0
1/4	102,982	1/4	113,242	1/4	122,329	1/4	131,397	1/4	140,466	1/4	149,231	1/4		1/4		1/4		1/4	
1/2	103,197	1/2	113,440	1/2	122,517	1/2	131,586	1/2	140,655	1/2	149,332	1/2		1/2		1/2		1/2	
3/4	103,413	3/4	113,638	3/4	122,706	3/4	131,775	3/4	140,844	3/4	149,420	3/4		3/4		3/4		3/4	
1	103,628	1	113,827	1	122,895	1	131,964	1	141,033	1	149,495	1		3/4		3/4		3/4	
1/4	103,843	1/4	114,015	1/4	123,084	1/4	132,153	1/4	141,222	1/4	149,558	1/4		1/4		1/4		1/4	
1/2	104,059	1/2	114,204	1/2	123,273	1/2	132,342	1/2	141,410	1/2	149,609	1/2		1/2		1/2		1/2	
3/4	104,274	3/4	114,393	3/4	123,462	3/4	132,531	3/4	141,599	3/4	149,646	3/4		3/4		3/4		3/4	
1	104,489	1	114,582	1	123,651	1	132,720	1	141,788	1	149,671	1		3/4		3/4		3/4	
1/4	104,704	1/4	114,771	1/4	123,840	1/4	132,909	1/4	141,977	1/4	149,684	1/4		1/4		1/4		1/4	
1/2	104,920	1/2	114,960	1/2	124,029	1/2	133,098	1/2	142,166	1/2	149,690	1/2		1/2		1/2		1/2	
3/4	105,135	3/4	115,149	3/4	124,218	3/4	133,287	3/4	142,355	3/4	149,690	3/4		3/4		3/4		3/4	
1	105,350	1	115,338	1	124,407	1	133,476	1	142,544	1		1		3/4		3/4		3/4	
1/4	105,566	1/4	115,527	1/4	124,596	1/4	133,665	1/4	142,733	1/4		1/4		1/4		1/4		1/4	
1/2	105,781	1/2	115,716	1/2	124,785	1/2	133,853	1/2	142,922	1/2		1/2		1/2		1/2		1/2	
3/4	105,996	3/4	115,905	3/4	124,974	3/4	134,042	3/4	143,111	3/4		3/4		3/4		3/4		3/4	
1	106,212	1	116,094	1	125,163	1	134,231	1	143,299	1		1		3/4		3/4		3/4	
1/4	106,427	1/4	116,283	1/4	125,351	1/4	134,420	1/4	143,488	1/4		1/4		1/4		1/4		1/4	
1/2	106,642	1/2	116,472	1/2	125,540	1/2	134,609	1/2	143,677	1/2		1/2		1/2		1/2		1/2	
3/4	106,857	3/4	116,661	3/4	125,729	3/4	134,798	3/4	143,866	3/4		3/4		3/4		3/4		3/4	
1	107,073	1	116,849	1	125,918	1	134,987	1	144,055	1		1		3/4		3/4		3/4	
1/4	107,288	1/4	117,038	1/4	126,107	1/4	135,176	1/4	144,244	1/4		1/4		1/4		1/4		1/4	
1/2	107,503	1/2	117,227	1/2	126,296	1/2	135,365	1/2	144,433	1/2		1/2		1/2		1/2		1/2	
3/4	107,719	3/4	117,416	3/4	126,485	3/4	135,554	3/4	144,622	3/4		3/4		3/4		3/4		3/4	
1	107,934	1	117,605	1	126,674	1	135,743	1	144,811	1		1		3/4		3/4		3/4	
1/4	108,149	1/4	117,794	1/4	126,863	1/4	135,932	1/4	145,000	1/4		1/4		1/4		1/4		1/4	
1/2	108,365	1/2	117,983	1/2	127,052	1/2	136,121	1/2	145,188	1/2		1/2		1/2		1/2		1/2	
3/4	108,580	3/4	118,172	3/4	127,241	3/4	136,310	3/4	145,377	3/4		3/4		3/4		3/4		3/4	
1	108,795	1	118,361	1	127,430	1	136,499	1	145,566	1		1		3/4		3/4		3/4	
1/4	109,010	1/4	118,550	1/4	127,619	1/4	136,687	1/4	145,755	1/4		1/4		1/4		1/4		1/4	
1/2	109,226	1/2	118,739	1/2	127,808	1/2	136,876	1/2	145,944	1/2		1/2		1/2		1/2		1/2	
3/4	109,441	3/4	118,928	3/4	127,997	3/4	137,065	3/4	146,133	3/4		3/4		3/4		3/4		3/4	
1	109,656	1	119,117	1	128,185	1	137,254	1	146,322	1		1		3/4		3/4		3/4	
1/4	109,872	1/4	119,306	1/4	128,374	1/4	137,443	1/4	146,511	1/4		1/4		1/4		1/4		1/4	
1/2	110,087	1/2	119,495	1/2	128,563	1/2	137,632	1/2	146,700	1/2		1/2		1/2		1/2		1/2	
3/4	110,302	3/4	119,683	3/4	128,752	3/4	137,821	3/4	146,889	3/4		3/4		3/4		3/4		3/4	
1	110,518	1	119,872	1	128,941	1	138,010	1	147,077	1		1		3/4		3/4		3/4	
1/4	110,733	1/4	120,061	1/4	129,130	1/4	138,199	1/4	147,266	1/4		1/4		1/4		1/4		1/4	
1/2	110,949	1/2	120,250	1/2	129,319	1/2	138,388	1/2	147,455	1/2		1/2		1/2		1/2		1/2	
3/4	111,164	3/4	120,439	3/4	129,508	3/4	138,577	3/4	147,644	3/4		3/4		3/4		3/4		3/4	
1	111,380	1	120,628	1	129,697	1	138,766	1	147,833	1		1		3/4		3/4		3/4	
1/4	111,596	1/4	120,817	1/4	129,886	1/4	138,955	1/4	148,022	1/4		1/4		1/4		1/4		1/4	
1/2	111,812	1/2	121,006	1/2	130,075	1/2	139,144	1/2	148,211	1/2		1/2		1/2		1/2		1/2	
3/4	112,019	3/4	121,195	3/4	130,264	3/4	139,332	3/4	148,375	3/4		3/4		3/4		3/4		3/4	
1	112,226	1	121,384	1	130,453	1	139,521	1	148,538	1		1		3/4		3/4		3/4	
1/4	112,432	1/4	121,573	1/4	130,642	1/4	139,710	1/4	148,702	1/4		1/4		1/4		1/4		1/4	
1/2	112,639	1/2	121,762	1/2	130,831	1/2	139,899	1/2	148,853	1/2		1/2		1/2		1/2		1/2	
3/4	112,846	3/4	121,951	3/4	131,019	3/4	140,088	3/4	148,992	3/4		3/4		3/4		3/4		3/4	
1	113,044	1	122,140	1	131,208	1	140,277	1	149,118	1		1		3/4		3/4		3/4	

NOTE: BARGE STRAPPED AND COMPUTED IN ACCORDANCE WITH MPMS CHAPTER 2.7.

NOTE: GAUGE POINT: TO TOP LIP OF 2" DIAMETER MMC BALL VALVE,
LOCATED NEAR GEOMETRIC CENTER; NO TRIM CORRECTION REQUIRED

NOTE: CAPACITY TABLE EXTENDS TO EXTREME HEIGHT OF TANK AT CENTERLINE.

THIS CHART IS CERTIFIED FOR THE ABOVE NAMED TANK ONLY. NO CHANGES
OF ANY KIND CAN BE MADE WITHOUT THE WRITTEN CONSENT OF OUR COMPANY.

DATE STRAPPED 7/15/2020 BY: WHF/TCF
DATE COMPUTED: 7/28/2020 BY: WHF
DATE ISSUED: 8/17/2020

IVC MARINE




Ship & Barge Calibrators

BARGE CCL 31 HULL NO. C&C Marine 342

TANK NO. 2 INNAGE TABLE

CAPACITIES GIVEN IN WHOLE GALLONS

FOR MANUAL GAUGING AT 2" BALL VALVE LOCATED NEAR GEOMETRIC CENTER OF TANK

GAUGE HEIGHT: 16' 4 1/2"

IN	0 FT.	IN	1 FT.	IN	2 FT.	IN	3 FT.	IN	4 FT.	IN	5 FT.	IN	6 FT.	IN	7 FT.	IN	8 FT.	IN	9 FT.
0	16	0	11,564	0	23,158	0	34,751	0	46,302	0	57,896	0	69,491	0	81,086	0	92,681	0	104,276
1/4	251	1/4	11,806	1/4	23,400	1/4	34,992	1/4	46,543	1/4	58,137	1/4	69,732	1/4	81,328	1/4	92,923	1/4	104,518
1/2	486	1/2	12,047	1/2	23,642	1/2	35,232	1/2	46,785	1/2	58,379	1/2	69,974	1/2	81,569	1/2	93,164	1/2	104,759
3/4	723	3/4	12,289	3/4	23,883	3/4	35,473	3/4	47,026	3/4	58,620	3/4	70,216	3/4	81,811	3/4	93,406	3/4	105,001
1	960	1	12,531	1	24,125	1	35,713	1	47,268	1	58,862	1	70,457	1	82,052	1	93,647	1	105,243
1/4	1,198	1/4	12,772	1/4	24,366	1/4	35,954	1/4	47,509	1/4	59,104	1/4	70,699	1/4	82,294	1/4	93,889	1/4	105,484
1/2	1,437	1/2	13,014	1/2	24,608	1/2	36,194	1/2	47,751	1/2	59,345	1/2	70,940	1/2	82,535	1/2	94,131	1/2	105,726
3/4	1,675	3/4	13,255	3/4	24,849	3/4	36,434	3/4	47,992	3/4	59,587	3/4	71,182	3/4	82,777	3/4	94,372	3/4	105,967
2	1,915	2	13,497	2	25,091	2	36,675	2	48,234	2	59,828	2	71,423	2	83,019	2	94,614	2	106,209
1/4	2,154	1/4	13,738	1/4	25,332	1/4	36,915	1/4	48,476	1/4	60,070	1/4	71,665	1/4	83,260	1/4	94,855	1/4	106,450
1/2	2,394	1/2	13,980	1/2	25,574	1/2	37,156	1/2	48,717	1/2	60,311	1/2	71,907	1/2	83,502	1/2	95,097	1/2	106,692
3/4	2,634	3/4	14,221	3/4	25,815	3/4	37,396	3/4	48,959	3/4	60,553	3/4	72,148	3/4	83,743	3/4	95,338	3/4	106,934
3	2,874	3	14,463	3	26,057	3	37,637	3	49,200	3	60,795	3	72,390	3	83,985	3	95,580	3	107,175
1/4	3,115	1/4	14,704	1/4	26,298	1/4	37,877	1/4	49,442	1/4	61,036	1/4	72,631	1/4	84,226	1/4	95,822	1/4	107,417
1/2	3,355	1/2	14,946	1/2	26,540	1/2	38,118	1/2	49,683	1/2	61,278	1/2	72,873	1/2	84,468	1/2	96,063	1/2	107,658
3/4	3,596	3/4	15,187	3/4	26,782	3/4	38,358	3/4	49,925	3/4	61,519	3/4	73,114	3/4	84,710	3/4	96,305	3/4	107,900
4	3,837	4	15,429	4	27,023	4	38,598	4	50,166	4	61,761	4	73,356	4	84,951	4	96,546	4	108,141
1/4	4,078	1/4	15,670	1/4	27,265	1/4	38,839	1/4	50,408	1/4	62,002	1/4	73,598	1/4	85,193	1/4	96,788	1/4	108,383
1/2	4,319	1/2	15,912	1/2	27,506	1/2	39,079	1/2	50,649	1/2	62,244	1/2	73,839	1/2	85,434	1/2	97,029	1/2	108,625
3/4	4,561	3/4	16,153	3/4	27,748	3/4	39,320	3/4	50,891	3/4	62,486	3/4	74,081	3/4	85,676	3/4	97,271	3/4	108,866
5	4,802	5	16,395	5	27,989	5	39,560	5	51,132	5	62,727	5	74,322	5	85,917	5	97,512	5	109,108
1/4	5,044	1/4	16,636	1/4	28,231	1/4	39,801	1/4	51,374	1/4	62,969	1/4	74,564	1/4	86,159	1/4	97,754	1/4	109,349
1/2	5,285	1/2	16,878	1/2	28,472	1/2	40,041	1/2	51,615	1/2	63,210	1/2	74,805	1/2	86,400	1/2	97,996	1/2	109,591
3/4	5,527	3/4	17,119	3/4	28,714	3/4	40,281	3/4	51,857	3/4	63,452	3/4	75,047	3/4	86,642	3/4	98,237	3/4	109,832
6	5,768	6	17,361	6	28,955	6	40,522	6	52,098	6	63,693	6	75,288	6	86,884	6	98,479	6	110,074
1/4	6,010	1/4	17,602	1/4	29,197	1/4	40,762	1/4	52,340	1/4	63,935	1/4	75,530	1/4	87,125	1/4	98,720	1/4	110,315
1/2	6,251	1/2	17,844	1/2	29,438	1/2	41,003	1/2	52,581	1/2	64,176	1/2	75,772	1/2	87,367	1/2	98,962	1/2	110,557
3/4	6,493	3/4	18,086	3/4	29,680	3/4	41,243	3/4	52,823	3/4	64,418	3/4	76,013	3/4	87,608	3/4	99,203	3/4	110,799
7	6,734	7	18,327	7	29,921	7	41,484	7	53,064	7	64,660	7	76,255	7	87,850	7	99,445	7	111,040
1/4	6,976	1/4	18,569	1/4	30,163	1/4	41,724	1/4	53,306	1/4	64,901	1/4	76,496	1/4	88,091	1/4	99,687	1/4	111,282
1/2	7,217	1/2	18,810	1/2	30,404	1/2	41,964	1/2	53,548	1/2	65,143	1/2	76,738	1/2	88,333	1/2	99,928	1/2	111,523
3/4	7,459	3/4	19,052	3/4	30,646	3/4	42,205	3/4	53,789	3/4	65,384	3/4	76,979	3/4	88,575	3/4	100,170	3/4	111,765
8	7,700	8	19,293	8	30,887	8	42,445	8	54,031	8	65,626	8	77,221	8	88,816	8	100,411	8	112,006
1/4	7,942	1/4	19,535	1/4	31,129	1/4	42,686	1/4	54,272	1/4	65,867	1/4	77,463	1/4	89,058	1/4	100,653	1/4	112,248
1/2	8,183	1/2	19,777	1/2	31,370	1/2	42,926	1/2	54,514	1/2	66,109	1/2	77,704	1/2	89,299	1/2	100,894	1/2	112,490
3/4	8,425	3/4	20,018	3/4	31,612	3/4	43,167	3/4	54,755	3/4	66,351	3/4	77,946	3/4	89,541	3/4	101,136	3/4	112,731
9	8,666	9	20,260	9	31,853	9	43,408	9	54,997	9	66,592	9	78,187	9	89,782	9	101,378	9	112,973
1/4	8,908	1/4	20,501	1/4	32,095	1/4	43,648	1/4	55,239	1/4	66,834	1/4	78,429	1/4	90,024	1/4	101,619	1/4	113,214
1/2	9,149	1/2	20,743	1/2	32,336	1/2	43,889	1/2	55,480	1/2	67,075	1/2	78,670	1/2	90,266	1/2	101,861	1/2	113,456
3/4	9,391	3/4	20,984	3/4	32,578	3/4	44,129	3/4	55,722	3/4	67,317	3/4	78,912	3/4	90,507	3/4	102,102	3/4	113,697
10	9,632	10	21,226	10	32,819	10	44,370	10	55,963	10	67,558	10	79,154	10	90,749	10	102,344	10	113,939
1/4	9,874	1/4	21,468	1/4	33,061	1/4	44,611	1/4	56,205	1/4	67,800	1/4	79,395	1/4	90,990	1/4	102,585	1/4	114,181
1/2	10,115	1/2	21,709	1/2	33,302	1/2	44,853	1/2	56,446	1/2	68,042	1/2	79,637	1/2	91,232	1/2	102,827	1/2	114,422
3/4	10,357	3/4	21,951	3/4	33,544	3/4	45,094	3/4	56,688	3/4	68,283	3/4	79,878	3/4	91,473	3/4	103,068	3/4	114,664
11	10,598	11	22,192	11	33,785	11	45,336	11	56,930	11	68,525	11	80,120	11	91,715	11	103,310	11	114,905
1/4	10,840	1/4	22,434	1/4	34,027	1/4	45,577	1/4	57,171	1/4	68,766	1/4	80,361	1/4	91,956	1/4	103,552	1/4	115,147
1/2	11,081	1/2	22,675	1/2	34,268	1/2	45,819	1/2	57,413	1/2	69,008	1/2	80,603	1/2	92,198	1/2	103,793	1/2	115,388
3/4	11,323	3/4	22,917	3/4	34,510	3/4	46,060	3/4	57,654	3/4	69,249	3/4	80,844	3/4	92,440	3/4	104,035	3/4	115,630

NOTE: BARGE STRAPPED AND COMPUTED IN ACCORDANCE WITH MPMS CHAPTER 2.7.

NOTE: GAUGE POINT: TO TOP LIP OF 2" DIAMETER MMC BALL VALVE,
LOCATED NEAR GEOMETRIC CENTER; NO TRIM CORRECTION REQUIRED

NOTE: CAPACITY TABLE EXTENDS TO EXTREME HEIGHT OF TANK AT CENTERLINE.

THIS CHART IS CERTIFIED FOR THE ABOVE NAMED TANK ONLY. NO CHANGES
OF ANY KIND CAN BE MADE WITHOUT THE WRITTEN CONSENT OF OUR COMPANY.

DATE STRAPPED 7/15/2020 BY: WHF/IFC
DATE COMPUTED: 7/28/2020 BY: WHF
DATE ISSUED: 8/17/2020

IVC MARINE





Ship & Barge Calibrators

BARGE CCL 31 HULL NO. C&C Marine 342

TANK NO. 2 INNAGE TABLE

CAPACITIES GIVEN IN WHOLE GALLONS

FOR MANUAL GAUGING AT 2" BALL VALVE LOCATED NEAR GEOMETRIC CENTER OF TANK

GAUGE HEIGHT: 16' 4 1/2"

10 FT.		11 FT.		12 FT.		13 FT.		14 FT.		15 FT.		16 FT.		17 FT.		18 FT.		19 FT.	
IN		IN		IN		IN		IN		IN		IN		IN		IN		IN	
0	115,871	0	127,467	0	139,062	0	150,657	0	162,252	0	173,554	0		0		0		0	
1/4	116,113	1/4	127,708	1/4	139,303	1/4	150,898	1/4	162,494	1/4	173,692	1/4		1/4		1/4		1/4	
1/2	116,355	1/2	127,950	1/2	139,545	1/2	151,140	1/2	162,735	1/2	173,813	1/2		1/2		1/2		1/2	
3/4	116,596	3/4	128,191	3/4	139,786	3/4	151,382	3/4	162,977	3/4	173,916	3/4		3/4		3/4		3/4	
1	116,838	1	128,433	1	140,028	1	151,623	1	163,218	1	174,002	1		1		1		1	
1/4	117,079	1/4	128,674	1/4	140,270	1/4	151,865	1/4	163,460	1/4	174,071	1/4		1/4		1/4		1/4	
1/2	117,321	1/2	128,916	1/2	140,511	1/2	152,106	1/2	163,701	1/2	174,123	1/2		1/2		1/2		1/2	
3/4	117,562	3/4	129,158	3/4	140,753	3/4	152,348	3/4	163,943	3/4	174,157	3/4		3/4		3/4		3/4	
2	117,804	2	129,399	2	140,994	2	152,589	2	164,185	2	174,175	2		2		2		2	
1/4	118,046	1/4	129,641	1/4	141,236	1/4	152,831	1/4	164,426	1/4	174,183	1/4		1/4		1/4		1/4	
1/2	118,287	1/2	129,882	1/2	141,477	1/2	153,073	1/2	164,668	1/2	174,183	1/2		1/2		1/2		1/2	
3/4	118,529	3/4	130,124	3/4	141,719	3/4	153,314	3/4	164,909	3/4	174,183	3/4		3/4		3/4		3/4	
3	118,770	3	130,365	3	141,961	3	153,556	3	165,151	3		3		3		3		3	
1/4	119,012	1/4	130,607	1/4	142,202	1/4	153,797	1/4	165,392	1/4		1/4		1/4		1/4		1/4	
1/2	119,253	1/2	130,849	1/2	142,444	1/2	154,039	1/2	165,634	1/2		1/2		1/2		1/2		1/2	
3/4	119,495	3/4	131,090	3/4	142,685	3/4	154,280	3/4	165,875	3/4		3/4		3/4		3/4		3/4	
4	119,737	4	131,332	4	142,927	4	154,522	4	166,117	4		4		4		4		4	
1/4	119,978	1/4	131,573	1/4	143,168	1/4	154,763	1/4	166,359	1/4		1/4		1/4		1/4		1/4	
1/2	120,220	1/2	131,815	1/2	143,410	1/2	155,005	1/2	166,600	1/2		1/2		1/2		1/2		1/2	
3/4	120,461	3/4	132,056	3/4	143,651	3/4	155,247	3/4	166,842	3/4		3/4		3/4		3/4		3/4	
5	120,703	5	132,298	5	143,893	5	155,488	5	167,083	5		5		5		5		5	
1/4	120,944	1/4	132,539	1/4	144,135	1/4	155,730	1/4	167,325	1/4		1/4		1/4		1/4		1/4	
1/2	121,186	1/2	132,781	1/2	144,376	1/2	155,971	1/2	167,566	1/2		1/2		1/2		1/2		1/2	
3/4	121,427	3/4	133,023	3/4	144,618	3/4	156,213	3/4	167,808	3/4		3/4		3/4		3/4		3/4	
6	121,669	6	133,264	6	144,859	6	156,454	6	168,050	6		6		6		6		6	
1/4	121,911	1/4	133,506	1/4	145,101	1/4	156,696	1/4	168,291	1/4		1/4		1/4		1/4		1/4	
1/2	122,152	1/2	133,747	1/2	145,342	1/2	156,938	1/2	168,533	1/2		1/2		1/2		1/2		1/2	
3/4	122,394	3/4	133,989	3/4	145,584	3/4	157,179	3/4	168,774	3/4		3/4		3/4		3/4		3/4	
7	122,635	7	134,230	7	145,826	7	157,421	7	169,016	7		7		7		7		7	
1/4	122,877	1/4	134,472	1/4	146,067	1/4	157,662	1/4	169,257	1/4		1/4		1/4		1/4		1/4	
1/2	123,118	1/2	134,714	1/2	146,309	1/2	157,904	1/2	169,499	1/2		1/2		1/2		1/2		1/2	
3/4	123,360	3/4	134,955	3/4	146,550	3/4	158,145	3/4	169,741	3/4		3/4		3/4		3/4		3/4	
8	123,602	8	135,197	8	146,792	8	158,387	8	169,982	8		8		8		8		8	
1/4	123,843	1/4	135,438	1/4	147,033	1/4	158,629	1/4	170,224	1/4		1/4		1/4		1/4		1/4	
1/2	124,085	1/2	135,680	1/2	147,275	1/2	158,870	1/2	170,465	1/2		1/2		1/2		1/2		1/2	
3/4	124,326	3/4	135,921	3/4	147,517	3/4	159,112	3/4	170,707	3/4		3/4		3/4		3/4		3/4	
9	124,568	9	136,163	9	147,758	9	159,353	9	170,948	9		9		9		9		9	
1/4	124,809	1/4	136,405	1/4	148,000	1/4	159,595	1/4	171,190	1/4		1/4		1/4		1/4		1/4	
1/2	125,051	1/2	136,646	1/2	148,241	1/2	159,836	1/2	171,431	1/2		1/2		1/2		1/2		1/2	
3/4	125,293	3/4	136,888	3/4	148,483	3/4	160,078	3/4	171,673	3/4		3/4		3/4		3/4		3/4	
10	125,534	10	137,129	10	148,724	10	160,319	10	171,915	10		10		10		10		10	
1/4	125,776	1/4	137,371	1/4	148,966	1/4	160,561	1/4	172,156	1/4		1/4		1/4		1/4		1/4	
1/2	126,017	1/2	137,612	1/2	149,207	1/2	160,803	1/2	172,380	1/2		1/2		1/2		1/2		1/2	
3/4	126,259	3/4	137,854	3/4	149,449	3/4	161,044	3/4	172,605	3/4		3/4		3/4		3/4		3/4	
11	126,500	11	138,095	11	149,691	11	161,286	11	172,829	11		11		11		11		11	
1/4	126,742	1/4	138,337	1/4	149,932	1/4	161,527	1/4	173,036	1/4		1/4		1/4		1/4		1/4	
1/2	126,983	1/2	138,579	1/2	150,174	1/2	161,769	1/2	173,226	1/2		1/2		1/2		1/2		1/2	
3/4	127,225	3/4	138,820	3/4	150,415	3/4	162,010	3/4	173,398	3/4		3/4		3/4		3/4		3/4	

NOTE: BARGE STRAPPED AND COMPUTED IN ACCORDANCE WITH MPMS CHAPTER 2.7.

NOTE: GAUGE POINT: TO TOP LIP OF 2" DIAMETER MMC BALL VALVE, LOCATED NEAR GEOMETRIC CENTER; NO TRIM CORRECTION REQUIRED

NOTE: CAPACITY TABLE EXTENDS TO EXTREME HEIGHT OF TANK AT CENTERLINE.

THIS CHART IS CERTIFIED FOR THE ABOVE NAMED TANK ONLY. NO CHANGES OF ANY KIND CAN BE MADE WITHOUT THE WRITTEN CONSENT OF OUR COMPANY.

DATE STRAPPED 7/15/2020 BY: WHF/TFC
DATE COMPUTED: 7/28/2020 BY: WHF
DATE ISSUED: 8/17/2020



**BARGE CCL 31
HULL NO. C&C Marine 342**

**TANK NO. 3
INNAGE TABLE**

CAPACITIES GIVEN IN WHOLE GALLONS

FOR MANUAL GAUGING AT 2" BALL VALVE LOCATED NEAR GEOMETRIC CENTER OF TANK

GAUGE HEIGHT: 16' 4 1/2"

IN	0 FT.	IN	1 FT.	IN	2 FT.	IN	3 FT.	IN	4 FT.	IN	5 FT.	IN	6 FT.	IN	7 FT.	IN	8 FT.	IN	9 FT.
0	16	0	10,205	0	20,433	0	30,661	0	40,884	0	51,114	0	61,345	0	71,577	0	81,807	0	92,037
1/4	223	1/4	10,418	1/4	20,646	1/4	30,874	1/4	41,097	1/4	51,327	1/4	61,558	1/4	71,790	1/4	82,020	1/4	92,250
1/2	431	1/2	10,631	1/2	20,860	1/2	31,087	1/2	41,310	1/2	51,540	1/2	61,772	1/2	72,003	1/2	82,234	1/2	92,463
3/4	640	3/4	10,844	3/4	21,073	3/4	31,300	3/4	41,523	3/4	51,753	3/4	61,985	3/4	72,216	3/4	82,447	3/4	92,677
1	849	1	11,057	1	21,286	1	31,513	1	41,736	1	51,966	1	62,198	1	72,430	1	82,660	1	92,890
1/4	1,059	1/4	11,270	1/4	21,499	1/4	31,726	1/4	41,949	1/4	52,180	1/4	62,411	1/4	72,643	1/4	82,873	1/4	93,103
1/2	1,269	1/2	11,483	1/2	21,712	1/2	31,939	1/2	42,163	1/2	52,393	1/2	62,624	1/2	72,856	1/2	83,086	1/2	93,316
3/4	1,480	3/4	11,696	3/4	21,925	3/4	32,152	3/4	42,376	3/4	52,606	3/4	62,837	3/4	73,069	3/4	83,299	3/4	93,529
2	1,691	2	11,909	2	22,138	2	32,365	2	42,589	2	52,819	2	63,051	2	73,282	2	83,512	2	93,742
1/4	1,902	1/4	12,122	1/4	22,351	1/4	32,578	1/4	42,802	1/4	53,032	1/4	63,264	1/4	73,495	1/4	83,725	1/4	93,955
1/2	2,114	1/2	12,335	1/2	22,564	1/2	32,791	1/2	43,015	1/2	53,245	1/2	63,477	1/2	73,708	1/2	83,939	1/2	94,168
3/4	2,326	3/4	12,548	3/4	22,777	3/4	33,003	3/4	43,228	3/4	53,458	3/4	63,690	3/4	73,922	3/4	84,152	3/4	94,382
3	2,538	3	12,761	3	22,990	3	33,216	3	43,441	3	53,672	3	63,903	3	74,135	3	84,365	3	94,595
1/4	2,750	1/4	12,975	1/4	23,204	1/4	33,429	1/4	43,654	1/4	53,885	1/4	64,116	1/4	74,348	1/4	84,578	1/4	94,808
1/2	2,962	1/2	13,188	1/2	23,417	1/2	33,642	1/2	43,867	1/2	54,098	1/2	64,330	1/2	74,561	1/2	84,791	1/2	95,021
3/4	3,174	3/4	13,401	3/4	23,630	3/4	33,855	3/4	44,080	3/4	54,311	3/4	64,543	3/4	74,774	3/4	85,004	3/4	95,234
4	3,387	4	13,614	4	23,843	4	34,068	4	44,293	4	54,524	4	64,756	4	74,987	4	85,217	4	95,447
1/4	3,600	1/4	13,827	1/4	24,056	1/4	34,281	1/4	44,506	1/4	54,737	1/4	64,969	1/4	75,201	1/4	85,430	1/4	95,660
1/2	3,813	1/2	14,040	1/2	24,269	1/2	34,494	1/2	44,719	1/2	54,951	1/2	65,182	1/2	75,414	1/2	85,644	1/2	95,873
3/4	4,026	3/4	14,253	3/4	24,482	3/4	34,707	3/4	44,933	3/4	55,164	3/4	65,395	3/4	75,627	3/4	85,857	3/4	96,087
5	4,238	5	14,466	5	24,695	5	34,920	5	45,146	5	55,377	5	65,608	5	75,840	5	86,070	5	96,300
1/4	4,452	1/4	14,679	1/4	24,908	1/4	35,133	1/4	45,359	1/4	55,590	1/4	65,822	1/4	76,053	1/4	86,283	1/4	96,513
1/2	4,665	1/2	14,892	1/2	25,121	1/2	35,346	1/2	45,572	1/2	55,803	1/2	66,035	1/2	76,266	1/2	86,496	1/2	96,726
3/4	4,878	3/4	15,105	3/4	25,334	3/4	35,558	3/4	45,785	3/4	56,016	3/4	66,248	3/4	76,479	3/4	86,709	3/4	96,939
6	5,091	6	15,318	6	25,547	6	35,771	6	45,998	6	56,230	6	66,461	6	76,692	6	86,922	6	97,152
1/4	5,304	1/4	15,532	1/4	25,761	1/4	35,984	1/4	46,211	1/4	56,443	1/4	66,674	1/4	76,906	1/4	87,135	1/4	97,365
1/2	5,517	1/2	15,745	1/2	25,974	1/2	36,197	1/2	46,424	1/2	56,656	1/2	66,887	1/2	77,119	1/2	87,349	1/2	97,578
3/4	5,730	3/4	15,958	3/4	26,187	3/4	36,410	3/4	46,637	3/4	56,869	3/4	67,101	3/4	77,332	3/4	87,562	3/4	97,792
7	5,943	7	16,171	7	26,400	7	36,623	7	46,851	7	57,082	7	67,314	7	77,545	7	87,775	7	98,005
1/4	6,156	1/4	16,384	1/4	26,613	1/4	36,836	1/4	47,064	1/4	57,295	1/4	67,527	1/4	77,758	1/4	87,988	1/4	98,218
1/2	6,369	1/2	16,597	1/2	26,826	1/2	37,049	1/2	47,277	1/2	57,508	1/2	67,740	1/2	77,971	1/2	88,201	1/2	98,431
3/4	6,582	3/4	16,810	3/4	27,039	3/4	37,262	3/4	47,490	3/4	57,722	3/4	67,953	3/4	78,184	3/4	88,414	3/4	98,644
8	6,795	8	17,023	8	27,252	8	37,475	8	47,703	8	57,935	8	68,166	8	78,397	8	88,627	8	98,857
1/4	7,008	1/4	17,236	1/4	27,465	1/4	37,688	1/4	47,916	1/4	58,148	1/4	68,380	1/4	78,611	1/4	88,840	1/4	99,070
1/2	7,221	1/2	17,450	1/2	27,678	1/2	37,901	1/2	48,130	1/2	58,361	1/2	68,593	1/2	78,824	1/2	89,054	1/2	99,283
3/4	7,435	3/4	17,663	3/4	27,891	3/4	38,114	3/4	48,343	3/4	58,574	3/4	68,806	3/4	79,037	3/4	89,267	3/4	99,497
9	7,648	9	17,876	9	28,104	9	38,327	9	48,556	9	58,787	9	69,019	9	79,250	9	89,480	9	99,710
1/4	7,861	1/4	18,089	1/4	28,317	1/4	38,540	1/4	48,769	1/4	59,001	1/4	69,232	1/4	79,463	1/4	89,693	1/4	99,923
1/2	8,074	1/2	18,302	1/2	28,531	1/2	38,753	1/2	48,982	1/2	59,214	1/2	69,445	1/2	79,676	1/2	89,906	1/2	100,136
3/4	8,287	3/4	18,515	3/4	28,744	3/4	38,966	3/4	49,195	3/4	59,427	3/4	69,658	3/4	79,889	3/4	90,119	3/4	100,349
10	8,500	10	18,728	10	28,957	10	39,179	10	49,408	10	59,640	10	69,872	10	80,102	10	90,332	10	100,562
1/4	8,713	1/4	18,941	1/4	29,170	1/4	39,392	1/4	49,622	1/4	59,853	1/4	70,085	1/4	80,315	1/4	90,545	1/4	100,775
1/2	8,926	1/2	19,155	1/2	29,383	1/2	39,606	1/2	49,835	1/2	60,066	1/2	70,298	1/2	80,529	1/2	90,758	1/2	100,988
3/4	9,139	3/4	19,368	3/4	29,596	3/4	39,819	3/4	50,048	3/4	60,280	3/4	70,511	3/4	80,742	3/4	90,972	3/4	101,202
11	9,352	11	19,581	11	29,809	11	40,032	11	50,261	11	60,493	11	70,724	11	80,955	11	91,185	11	101,415
1/4	9,565	1/4	19,794	1/4	30,022	1/4	40,245	1/4	50,474	1/4	60,706	1/4	70,937	1/4	81,168	1/4	91,398	1/4	101,628
1/2	9,778	1/2	20,007	1/2	30,235	1/2	40,458	1/2	50,687	1/2	60,919	1/2	71,151	1/2	81,381	1/2	91,611	1/2	101,841
3/4	9,991	3/4	20,220	3/4	30,448	3/4	40,671	3/4	50,901	3/4	61,132	3/4	71,364	3/4	81,594	3/4	91,824	3/4	102,054

NOTE: BARGE STRAPPED AND COMPUTED IN ACCORDANCE WITH MPMS CHAPTER 2.7.

NOTE: GAUGE POINT: TO TOP LIP OF 2" DIAMETER MMC BALL VALVE,
LOCATED NEAR GEOMETRIC CENTER; NO TRIM CORRECTION REQUIRED

NOTE: CAPACITY TABLE EXTENDS TO EXTREME HEIGHT OF TANK AT CENTERLINE.

THIS CHART IS CERTIFIED FOR THE ABOVE NAMED TANK ONLY. NO CHANGES
OF ANY KIND CAN BE MADE WITHOUT THE WRITTEN CONSENT OF OUR COMPANY.

DATE STRAPPED 7/15/2020 BY: WHF/TFC

DATE COMPUTED: 7/28/2020 BY: WHF

DATE ISSUED: 8/17/2020

IVC MARINE



Independent Vessel
Calibration

Ship & Barge Calibrators

BARGE CCL 31 HULL NO. C&C Marine 342

TANK NO. 3 INNAGE TABLE

CAPACITIES GIVEN IN WHOLE GALLONS

FOR MANUAL GAUGING AT 2" BALL VALVE LOCATED NEAR GEOMETRIC CENTER OF TANK

GAUGE HEIGHT: 16' 4 1/2"

10 FT.		11 FT.		12 FT.		13 FT.		14 FT.		15 FT.		16 FT.		17 FT.		18 FT.		19 FT.	
IN	0	IN	0	IN	0	IN	0	IN	0	IN	0	IN	0	IN	0	IN	0	IN	0
1/4	102,267	1/4	112,497	1/4	122,727	1/4	132,957	1/4	143,187	1/4	153,417	1/4		1/4		1/4		1/4	
1/2	102,480	1/2	112,710	1/2	122,940	1/2	133,170	1/2	143,400	1/2	153,647	1/2		1/2		1/2		1/2	
3/4	102,693	3/4	112,923	3/4	123,153	3/4	133,383	3/4	143,613	3/4	153,884	3/4		3/4		3/4		3/4	
1	102,906	1	113,136	1	123,366	1	133,596	1	143,826	1	154,117	1		1		1		1	
1/4	103,120	1/4	113,349	1/4	123,579	1/4	133,809	1/4	144,039	1/4	154,374	1/4		1/4		1/4		1/4	
1/2	103,333	1/2	113,563	1/2	123,792	1/2	134,022	1/2	144,252	1/2	154,613	1/2		1/2		1/2		1/2	
3/4	103,546	3/4	113,776	3/4	124,006	3/4	134,235	3/4	144,465	3/4	154,890	3/4		3/4		3/4		3/4	
2	103,759	2	113,989	2	124,219	2	134,449	2	144,679	2	155,121	2		2		2		2	
1/4	103,972	1/4	114,202	1/4	124,432	1/4	134,662	1/4	144,892	1/4	155,356	1/4		1/4		1/4		1/4	
1/2	104,185	1/2	114,415	1/2	124,645	1/2	134,875	1/2	145,105	1/2	155,593	1/2		1/2		1/2		1/2	
3/4	104,398	3/4	114,628	3/4	124,858	3/4	135,088	3/4	145,318	3/4	155,843	3/4		3/4		3/4		3/4	
3	104,611	3	114,841	3	125,071	3	135,301	3	145,531	3	156,074	3		3		3		3	
1/4	104,825	1/4	115,054	1/4	125,284	1/4	135,514	1/4	145,744	1/4	156,313	1/4		1/4		1/4		1/4	
1/2	105,038	1/2	115,268	1/2	125,497	1/2	135,727	1/2	145,957	1/2	156,563	1/2		1/2		1/2		1/2	
3/4	105,251	3/4	115,481	3/4	125,711	3/4	135,940	3/4	146,170	3/4	156,823	3/4		3/4		3/4		3/4	
4	105,464	4	115,694	4	125,924	4	136,154	4	146,383	4	157,094	4		4		4		4	
1/4	105,677	1/4	115,907	1/4	126,137	1/4	136,367	1/4	146,597	1/4	157,323	1/4		1/4		1/4		1/4	
1/2	105,890	1/2	116,120	1/2	126,350	1/2	136,580	1/2	146,810	1/2	157,563	1/2		1/2		1/2		1/2	
3/4	106,103	3/4	116,333	3/4	126,563	3/4	136,793	3/4	147,023	3/4	157,813	3/4		3/4		3/4		3/4	
5	106,316	5	116,546	5	126,776	5	137,006	5	147,236	5	158,084	5		5		5		5	
1/4	106,530	1/4	116,759	1/4	126,989	1/4	137,219	1/4	147,449	1/4	158,323	1/4		1/4		1/4		1/4	
1/2	106,743	1/2	116,973	1/2	127,202	1/2	137,432	1/2	147,662	1/2	158,573	1/2		1/2		1/2		1/2	
3/4	106,956	3/4	117,186	3/4	127,416	3/4	137,645	3/4	147,875	3/4	158,833	3/4		3/4		3/4		3/4	
6	107,169	6	117,399	6	127,629	6	137,859	6	148,088	6	159,104	6		6		6		6	
1/4	107,382	1/4	117,612	1/4	127,842	1/4	138,072	1/4	148,302	1/4	159,353	1/4		1/4		1/4		1/4	
1/2	107,595	1/2	117,825	1/2	128,055	1/2	138,285	1/2	148,515	1/2	159,623	1/2		1/2		1/2		1/2	
3/4	107,808	3/4	118,038	3/4	128,268	3/4	138,498	3/4	148,728	3/4	159,893	3/4		3/4		3/4		3/4	
7	108,021	7	118,251	7	128,481	7	138,711	7	148,941	7	160,174	7		7		7		7	
1/4	108,235	1/4	118,464	1/4	128,694	1/4	138,924	1/4	149,154	1/4	160,423	1/4		1/4		1/4		1/4	
1/2	108,448	1/2	118,678	1/2	128,907	1/2	139,137	1/2	149,367	1/2	160,693	1/2		1/2		1/2		1/2	
3/4	108,661	3/4	118,891	3/4	129,121	3/4	139,350	3/4	149,580	3/4	160,963	3/4		3/4		3/4		3/4	
8	108,874	8	119,104	8	129,334	8	139,564	8	149,793	8	161,234	8		8		8		8	
1/4	109,087	1/4	119,317	1/4	129,547	1/4	139,777	1/4	150,007	1/4	161,503	1/4		1/4		1/4		1/4	
1/2	109,300	1/2	119,530	1/2	129,760	1/2	139,990	1/2	150,220	1/2	161,783	1/2		1/2		1/2		1/2	
3/4	109,513	3/4	119,743	3/4	129,973	3/4	140,203	3/4	150,433	3/4	162,073	3/4		3/4		3/4		3/4	
9	109,726	9	119,956	9	130,186	9	140,416	9	150,646	9	162,364	9		9		9		9	
1/4	109,940	1/4	120,169	1/4	130,399	1/4	140,629	1/4	150,859	1/4	162,653	1/4		1/4		1/4		1/4	
1/2	110,153	1/2	120,383	1/2	130,612	1/2	140,842	1/2	151,072	1/2	162,953	1/2		1/2		1/2		1/2	
3/4	110,366	3/4	120,596	3/4	130,826	3/4	141,055	3/4	151,285	3/4	163,263	3/4		3/4		3/4		3/4	
10	110,579	10	120,809	10	131,039	10	141,269	10	151,498	10	163,594	10		10		10		10	
1/4	110,792	1/4	121,022	1/4	131,252	1/4	141,482	1/4	151,712	1/4	163,923	1/4		1/4		1/4		1/4	
1/2	111,005	1/2	121,235	1/2	131,465	1/2	141,695	1/2	151,925	1/2	164,263	1/2		1/2		1/2		1/2	
3/4	111,218	3/4	121,448	3/4	131,678	3/4	141,908	3/4	152,138	3/4	164,613	3/4		3/4		3/4		3/4	
11	111,431	11	121,661	11	131,891	11	142,121	11	152,351	11	164,984	11		11		11		11	
1/4	111,645	1/4	121,874	1/4	132,104	1/4	142,334	1/4	152,564	1/4	165,323	1/4		1/4		1/4		1/4	
1/2	111,858	1/2	122,088	1/2	132,317	1/2	142,547	1/2	152,731	1/2	165,693	1/2		1/2		1/2		1/2	
3/4	112,071	3/4	122,301	3/4	132,531	3/4	142,760	3/4	152,899	3/4	166,073	3/4		3/4		3/4		3/4	
12	112,284	12	122,514	12	132,744	12	142,974	12	153,051	12	166,484	12		12		12		12	

NOTE: BARGE STRAPPED AND COMPUTED IN ACCORDANCE WITH MPMS CHAPTER 2.7.

NOTE: GAUGE POINT: TO TOP LIP OF 2" DIAMETER MMC BALL VALVE,
LOCATED NEAR GEOMETRIC CENTER; NO TRIM CORRECTION REQUIRED

NOTE: CAPACITY TABLE EXTENDS TO EXTREME HEIGHT OF TANK AT CENTERLINE.

THIS CHART IS CERTIFIED FOR THE ABOVE NAMED TANK ONLY. NO CHANGES
OF ANY KIND CAN BE MADE WITHOUT THE WRITTEN CONSENT OF OUR COMPANY.

DATE STRAPPED 7/15/2020 BY: WHF/TFC
DATE COMPUTED: 7/28/2020 BY: WHF
DATE ISSUED: 8/17/2020

IVC MARINE



**Independent Vessel
Calibration**

Ship & Barge Calibrators

**BARGE CCL 31
HULL NO. C&C Marine 342**

**TANK NO. 1
ULLAGE TABLE**

CAPACITIES GIVEN IN WHOLE GALLONS

FOR MANUAL ULLAGE GAUGING AT 2" BALL VALVE LOCATED NEAR GEOMETRIC CENTER OF TANK

GAUGE HEIGHT: 16'-3 1/2"

0 FT.		1 FT.		2 FT.		3 FT.		4 FT.		5 FT.		6 FT.		7 FT.		8 FT.		9 FT.	
IN	0	IN	0	IN	0	IN	0	IN	0	IN	0	IN	0	IN	0	IN	0	IN	0
1/4		1/4		1/4	143,111	1/4	134,042	1/4	124,974	1/4	115,905	1/4	105,996	1/4	95,662	1/4	85,327	1/4	74,993
1/2		1/2		1/2	142,922	1/2	133,853	1/2	124,785	1/2	115,716	1/2	105,781	1/2	95,447	1/2	85,112	1/2	74,778
3/4		3/4		3/4	142,733	3/4	133,665	3/4	124,596	3/4	115,527	3/4	105,566	3/4	95,231	3/4	84,897	3/4	74,562
1		1		1	142,544	1	133,476	1	124,407	1	115,338	1	105,350	1	95,016	1	84,682	1	74,347
1/4		1/4	149,690	1/4	142,355	1/4	133,287	1/4	124,218	1/4	115,149	1/4	105,135	1/4	94,801	1/4	84,466	1/4	74,132
1/2		1/2	149,684	1/2	142,166	1/2	133,098	1/2	124,029	1/2	114,960	1/2	104,920	1/2	94,585	1/2	84,251	1/2	73,917
3/4		3/4	149,671	3/4	141,977	3/4	132,909	3/4	123,840	3/4	114,771	3/4	104,704	3/4	94,370	3/4	84,036	3/4	73,701
2		2		2	141,788	2	132,720	2	123,651	2	114,582	2	104,489	2	94,155	2	83,820	2	73,486
1/4		1/4	149,646	1/4	141,599	1/4	132,531	1/4	123,462	1/4	114,393	1/4	104,274	1/4	93,939	1/4	83,605	1/4	73,271
1/2		1/2	149,609	1/2	141,410	1/2	132,342	1/2	123,273	1/2	114,204	1/2	104,059	1/2	93,724	1/2	83,390	1/2	73,055
3/4		3/4	149,558	3/4	141,222	3/4	132,153	3/4	123,084	3/4	114,015	3/4	103,843	3/4	93,509	3/4	83,174	3/4	72,840
3		3		3	141,033	3	131,964	3	122,895	3	113,827	3	103,628	3	93,294	3	82,959	3	72,625
1/4		1/4	149,420	1/4	140,844	1/4	131,775	1/4	122,706	1/4	113,638	1/4	103,413	1/4	93,078	1/4	82,744	1/4	72,410
1/2		1/2	149,332	1/2	140,655	1/2	131,586	1/2	122,517	1/2	113,440	1/2	103,197	1/2	92,863	1/2	82,529	1/2	72,194
3/4		3/4	149,231	3/4	140,466	3/4	131,397	3/4	122,329	3/4	113,242	3/4	102,982	3/4	92,648	3/4	82,313	3/4	71,979
4		4		4	140,277	4	131,208	4	122,140	4	113,044	4	102,767	4	92,432	4	82,098	4	71,764
1/4		1/4	148,992	1/4	140,088	1/4	131,019	1/4	121,951	1/4	112,846	1/4	102,551	1/4	92,217	1/4	81,883	1/4	71,549
1/2		1/2	148,853	1/2	139,899	1/2	130,831	1/2	121,762	1/2	112,639	1/2	102,336	1/2	92,002	1/2	81,667	1/2	71,333
3/4		3/4	148,702	3/4	139,710	3/4	130,642	3/4	121,573	3/4	112,432	3/4	102,121	3/4	91,786	3/4	81,452	3/4	71,118
5		5		5	139,521	5	130,453	5	121,384	5	112,226	5	101,906	5	91,571	5	81,237	5	70,903
1/4		1/4	148,375	1/4	139,332	1/4	130,264	1/4	121,195	1/4	112,019	1/4	101,690	1/4	91,356	1/4	81,021	1/4	70,687
1/2		1/2	148,211	1/2	139,144	1/2	130,075	1/2	121,006	1/2	111,812	1/2	101,475	1/2	91,141	1/2	80,806	1/2	70,472
3/4		3/4	148,022	3/4	138,955	3/4	129,886	3/4	120,817	3/4	111,596	3/4	101,260	3/4	90,925	3/4	80,591	3/4	70,257
6		6		6	138,766	6	129,697	6	120,628	6	111,380	6	101,044	6	90,710	6	80,376	6	70,042
1/4		1/4	147,833	1/4	138,577	1/4	129,508	1/4	120,439	1/4	111,164	1/4	100,829	1/4	90,495	1/4	80,160	1/4	69,826
1/2		1/2	147,644	1/2	138,388	1/2	129,319	1/2	120,250	1/2	110,949	1/2	100,614	1/2	90,279	1/2	79,945	1/2	69,611
3/4		3/4	147,455	3/4	138,199	3/4	129,130	3/4	120,061	3/4	110,733	3/4	100,398	3/4	90,064	3/4	79,730	3/4	69,396
7		7		7	137,966	7	128,967	7	119,872	7	110,518	7	100,183	7	89,849	7	79,514	7	69,180
1/4		1/4	147,077	1/4	138,010	1/4	128,941	1/4	119,872	1/4	110,518	1/4	100,183	1/4	89,849	1/4	79,514	1/4	69,180
1/2		1/2	146,889	1/2	137,821	1/2	128,752	1/2	119,683	1/2	110,302	1/2	99,968	1/2	89,633	1/2	79,299	1/2	68,965
3/4		3/4	146,700	3/4	137,632	3/4	128,563	3/4	119,495	3/4	110,087	3/4	99,753	3/4	89,418	3/4	79,084	3/4	68,750
8		8		8	137,443	8	128,374	8	119,306	8	109,872	8	99,537	8	89,203	8	78,868	8	68,535
1/4		1/4	146,511	1/4	137,254	1/4	128,185	1/4	119,117	1/4	109,656	1/4	99,322	1/4	88,988	1/4	78,653	1/4	68,319
1/2		1/2	146,322	1/2	137,065	1/2	127,997	1/2	118,928	1/2	109,441	1/2	99,107	1/2	88,772	1/2	78,438	1/2	68,104
3/4		3/4	146,133	3/4	136,876	3/4	127,808	3/4	118,739	3/4	109,226	3/4	98,891	3/4	88,557	3/4	78,223	3/4	67,889
9		9		9	136,687	9	127,619	9	118,550	9	109,010	9	98,676	9	88,342	9	78,007	9	67,673
1/4		1/4	145,944	1/4	136,499	1/4	127,430	1/4	118,361	1/4	108,795	1/4	98,461	1/4	88,126	1/4	77,792	1/4	67,458
1/2		1/2	145,755	1/2	136,310	1/2	127,241	1/2	118,172	1/2	108,580	1/2	98,245	1/2	87,911	1/2	77,577	1/2	67,243
3/4		3/4	145,566	3/4	136,121	3/4	127,052	3/4	117,983	3/4	108,365	3/4	98,030	3/4	87,696	3/4	77,361	3/4	67,028
10		10		10	135,932	10	126,863	10	117,794	10	108,149	10	97,815	10	87,480	10	77,146	10	66,812
1/4		1/4	145,377	1/4	135,743	1/4	126,674	1/4	117,605	1/4	107,934	1/4	97,600	1/4	87,265	1/4	76,931	1/4	66,597
1/2		1/2	145,188	1/2	135,554	1/2	126,485	1/2	117,416	1/2	107,719	1/2	97,384	1/2	87,050	1/2	76,715	1/2	66,382
3/4		3/4	145,000	3/4	135,365	3/4	126,296	3/4	117,227	3/4	107,503	3/4	97,169	3/4	86,835	3/4	76,500	3/4	66,166
11		11		11	135,176	11	126,107	11	117,038	11	107,288	11	96,954	11	86,619	11	76,285	11	65,951
1/4		1/4	144,811	1/4	134,987	1/4	125,918	1/4	116,849	1/4	107,073	1/4	96,738	1/4	86,404	1/4	76,070	1/4	65,736
1/2		1/2	144,622	1/2	134,798	1/2	125,729	1/2	116,661	1/2	106,857	1/2	96,523	1/2	86,189	1/2	75,854	1/2	65,521
3/4		3/4	144,433	3/4	134,609	3/4	125,540	3/4	116,472	3/4	106,642	3/4	96,308	3/4	85,973	3/4	75,639	3/4	65,305
12		12		12	134,420	12	125,351	12	116,283	12	106,427	12	96,092	12	85,758	12	75,424	12	65,090
1/4		1/4	144,244	1/4	134,231	1/4	125,163	1/4	116,094	1/4	106,212	1/4	95,877	1/4	85,543	1/4	75,208	1/4	64,875

NOTE: BARGE STRAPPED AND COMPUTED IN ACCORDANCE WITH MPMS CHAPTER 2.7.

NOTE: GAUGE POINT: TO TOP LIP OF 2" DIAMETER MMC BALL VALVE,
LOCATED NEAR GEOMETRIC CENTER; NO TRIM CORRECTION REQUIRED

NOTE: CAPACITY TABLE EXTENDS TO EXTREME HEIGHT OF TANK AT CENTERLINE.

THIS CHART IS CERTIFIED FOR THE ABOVE NAMED TANK ONLY. NO CHANGES
OF ANY KIND CAN BE MADE WITHOUT THE WRITTEN CONSENT OF OUR COMPANY.

DATE STRAPPED 7/15/2020 BY: WHF/TC
DATE COMPUTED: 7/28/2020 BY: WHF
DATE ISSUED: 8/17/2020

IVC MARINE

**Independent Vessel
Calibration**

Ship & Barge Calibrators

BARGE CCL 31 HULL NO. C&C Marine 342

TANK NO. 1 ULLAGE TABLE

CAPACITIES GIVEN IN WHOLE GALLONS

FOR MANUAL ULLAGE GAUGING AT 2" BALL VALVE LOCATED NEAR GEOMETRIC CENTER OF TANK

GAUGE HEIGHT: 16'-3 1/2"

10 FT.		11 FT.		12 FT.		13 FT.		14 FT.		15 FT.		16 FT.		17 FT.		18 FT.		19 FT.	
IN	0	IN	0	IN	0	IN	0	IN	0	IN	0	IN	0	IN	0	IN	0	IN	0
1/4	64,659	1/4	54,326	1/4	43,993	1/4	33,684	1/4	23,367	1/4	13,030	1/4	2,731	1/4		1/4		1/4	
1/2	64,444	1/2	54,110	1/2	43,778	1/2	33,470	1/2	23,151	1/2	12,814	1/2	2,528	1/2		1/2		1/2	
3/4	64,229	3/4	53,895	3/4	43,562	3/4	33,256	3/4	22,936	3/4	12,599	3/4	2,326	3/4		3/4		3/4	
0	64,014	0	53,680	0	43,347	0	33,041	0	22,721	0	12,383	0	2,125	0		0		0	
1/4	63,798	1/4	53,465	1/4	43,132	1/4	32,827	1/4	22,506	1/4	12,167	1/4	1,926	1/4		1/4		1/4	
1/2	63,583	1/2	53,249	1/2	42,917	1/2	32,613	1/2	22,291	1/2	11,951	1/2	1,728	1/2		1/2		1/2	
3/4	63,368	3/4	53,034	3/4	42,702	3/4	32,398	3/4	22,075	3/4	11,736	3/4	1,532	3/4		3/4		3/4	
0	63,152	0	52,819	0	42,486	0	32,184	0	21,860	0	11,520	0	1,337	0		0		0	
1/4	62,937	1/4	52,603	1/4	42,271	1/4	31,970	1/4	21,645	1/4	11,304	1/4	1,143	1/4		1/4		1/4	
1/2	62,722	1/2	52,388	1/2	42,056	1/2	31,755	1/2	21,430	1/2	11,089	1/2	951	1/2		1/2		1/2	
3/4	62,507	3/4	52,173	3/4	41,841	3/4	31,541	3/4	21,214	3/4	10,873	3/4	761	3/4		3/4		3/4	
0	62,291	0	51,958	0	41,626	0	31,327	0	20,999	0	10,657	0	572	0		0		0	
1/4	62,076	1/4	51,742	1/4	41,410	1/4	31,112	1/4	20,784	1/4	10,441	1/4	385	1/4		1/4		1/4	
1/2	61,861	1/2	51,527	1/2	41,195	1/2	30,898	1/2	20,569	1/2	10,226	1/2	199	1/2		1/2		1/2	
3/4	61,645	3/4	51,312	3/4	40,980	3/4	30,684	3/4	20,353	3/4	10,010	3/4	16	3/4		3/4		3/4	
0	61,430	0	51,096	0	40,765	0	30,468	0	20,138	0	9,794	0		0		0		0	
1/4	61,215	1/4	50,881	1/4	40,550	1/4	30,253	1/4	19,923	1/4	9,579	1/4		1/4		1/4		1/4	
1/2	61,000	1/2	50,666	1/2	40,334	1/2	30,038	1/2	19,708	1/2	9,363	1/2		1/2		1/2		1/2	
3/4	60,784	3/4	50,451	3/4	40,119	3/4	29,823	3/4	19,492	3/4	9,147	3/4		3/4		3/4		3/4	
0	60,569	0	50,235	0	39,904	0	29,608	0	19,277	0	8,931	0		0		0		0	
1/4	60,354	1/4	50,020	1/4	39,689	1/4	29,392	1/4	19,062	1/4	8,716	1/4		1/4		1/4		1/4	
1/2	60,138	1/2	49,805	1/2	39,474	1/2	29,177	1/2	18,847	1/2	8,500	1/2		1/2		1/2		1/2	
3/4	59,923	3/4	49,589	3/4	39,258	3/4	28,962	3/4	18,631	3/4	8,284	3/4		3/4		3/4		3/4	
0	59,708	0	49,374	0	39,044	0	28,747	0	18,416	0	8,069	0		0		0		0	
1/4	59,493	1/4	49,159	1/4	38,829	1/4	28,532	1/4	18,201	1/4	7,853	1/4		1/4		1/4		1/4	
1/2	59,277	1/2	48,944	1/2	38,615	1/2	28,316	1/2	17,986	1/2	7,637	1/2		1/2		1/2		1/2	
3/4	59,062	3/4	48,728	3/4	38,400	3/4	28,101	3/4	17,770	3/4	7,421	3/4		3/4		3/4		3/4	
0	58,847	0	48,513	0	38,186	0	27,886	0	17,555	0	7,206	0		0		0		0	
1/4	58,631	1/4	48,298	1/4	37,972	1/4	27,671	1/4	17,340	1/4	6,990	1/4		1/4		1/4		1/4	
1/2	58,416	1/2	48,083	1/2	37,757	1/2	27,456	1/2	17,124	1/2	6,774	1/2		1/2		1/2		1/2	
3/4	58,201	3/4	47,867	3/4	37,543	3/4	27,240	3/4	16,909	3/4	6,559	3/4		3/4		3/4		3/4	
0	57,986	0	47,652	0	37,328	0	27,025	0	16,694	0	6,343	0		0		0		0	
1/4	57,770	1/4	47,437	1/4	37,114	1/4	26,810	1/4	16,479	1/4	6,127	1/4		1/4		1/4		1/4	
1/2	57,555	1/2	47,221	1/2	36,900	1/2	26,595	1/2	16,263	1/2	5,912	1/2		1/2		1/2		1/2	
3/4	57,340	3/4	47,006	3/4	36,685	3/4	26,379	3/4	16,048	3/4	5,696	3/4		3/4		3/4		3/4	
0	57,124	0	46,791	0	36,471	0	26,164	0	15,833	0	5,480	0		0		0		0	
1/4	56,909	1/4	46,576	1/4	36,257	1/4	25,949	1/4	15,618	1/4	5,264	1/4		1/4		1/4		1/4	
1/2	56,694	1/2	46,360	1/2	36,042	1/2	25,734	1/2	15,402	1/2	5,049	1/2		1/2		1/2		1/2	
3/4	56,479	3/4	46,145	3/4	35,828	3/4	25,519	3/4	15,187	3/4	4,833	3/4		3/4		3/4		3/4	
0	56,263	0	45,930	0	35,614	0	25,303	0	14,971	0	4,617	0		0		0		0	
1/4	56,048	1/4	45,715	1/4	35,399	1/4	25,088	1/4	14,756	1/4	4,403	1/4		1/4		1/4		1/4	
1/2	55,833	1/2	45,499	1/2	35,185	1/2	24,873	1/2	14,540	1/2	4,189	1/2		1/2		1/2		1/2	
3/4	55,617	3/4	45,284	3/4	34,970	3/4	24,658	3/4	14,324	3/4	3,977	3/4		3/4		3/4		3/4	
0	55,402	0	45,069	0	34,756	0	24,443	0	14,109	0	3,766	0		0		0		0	
1/4	55,187	1/4	44,854	1/4	34,542	1/4	24,227	1/4	13,893	1/4	3,557	1/4		1/4		1/4		1/4	
1/2	54,972	1/2	44,639	1/2	34,327	1/2	24,012	1/2	13,677	1/2	3,348	1/2		1/2		1/2		1/2	
3/4	54,756	3/4	44,423	3/4	34,113	3/4	23,797	3/4	13,461	3/4	3,141	3/4		3/4		3/4		3/4	
0	54,541	0	44,208	0	33,899	0	23,582	0	13,246	0	2,935	0		0		0		0	

NOTE: BARGE STRAPPED AND COMPUTED IN ACCORDANCE WITH MPMS CHAPTER 2.7.

NOTE: GAUGE POINT: TO TOP LIP OF 2" DIAMETER MMC BALL VALVE,
LOCATED NEAR GEOMETRIC CENTER; NO TRIM CORRECTION REQUIRED

NOTE: CAPACITY TABLE EXTENDS TO EXTREME HEIGHT OF TANK AT CENTERLINE.

THIS CHART IS CERTIFIED FOR THE ABOVE NAMED TANK ONLY. NO CHANGES
OF ANY KIND CAN BE MADE WITHOUT THE WRITTEN CONSENT OF OUR COMPANY.

DATE STRAPPED 7/15/2020 BY: WHF/TF
DATE COMPUTED: 7/28/2020 BY: WHF
DATE ISSUED: 8/17/2020

IVC MARINE




Ship & Barge Calibrators

BARGE CCL 31 HULL NO. C&C Marine 342

TANK NO. 2 ULLAGE TABLE

CAPACITIES GIVEN IN WHOLE GALLONS

FOR MANUAL ULLAGE GAUGING AT 2" BALL VALVE LOCATED NEAR GEOMETRIC CENTER OF TANK

GAUGE HEIGHT: 16'-4 1/2"

0 FT.		1 FT.		2 FT.		3 FT.		4 FT.		5 FT.		6 FT.		7 FT.		8 FT.		9 FT.	
IN	OUT	IN	OUT	IN	OUT	IN	OUT	IN	OUT	IN	OUT	IN	OUT	IN	OUT	IN	OUT	IN	OUT
0	0	0	0	0	0	0	0	0	0	0	0	0	0	0	0	0	0	0	0
1/4	1/4	1/4	1/4	1/4	1/4	1/4	1/4	1/4	1/4	1/4	1/4	1/4	1/4	1/4	1/4	1/4	1/4	1/4	1/4
1/2	1/2	1/2	1/2	1/2	1/2	1/2	1/2	1/2	1/2	1/2	1/2	1/2	1/2	1/2	1/2	1/2	1/2	1/2	1/2
3/4	3/4	3/4	3/4	3/4	3/4	3/4	3/4	3/4	3/4	3/4	3/4	3/4	3/4	3/4	3/4	3/4	3/4	3/4	3/4
1	1	1	1	1	1	1	1	1	1	1	1	1	1	1	1	1	1	1	1
1/4	1/4	1/4	1/4	1/4	1/4	1/4	1/4	1/4	1/4	1/4	1/4	1/4	1/4	1/4	1/4	1/4	1/4	1/4	1/4
1/2	1/2	1/2	1/2	1/2	1/2	1/2	1/2	1/2	1/2	1/2	1/2	1/2	1/2	1/2	1/2	1/2	1/2	1/2	1/2
3/4	3/4	3/4	3/4	3/4	3/4	3/4	3/4	3/4	3/4	3/4	3/4	3/4	3/4	3/4	3/4	3/4	3/4	3/4	3/4
2	2	2	2	2	2	2	2	2	2	2	2	2	2	2	2	2	2	2	2
1/4	1/4	1/4	1/4	1/4	1/4	1/4	1/4	1/4	1/4	1/4	1/4	1/4	1/4	1/4	1/4	1/4	1/4	1/4	1/4
1/2	1/2	1/2	1/2	1/2	1/2	1/2	1/2	1/2	1/2	1/2	1/2	1/2	1/2	1/2	1/2	1/2	1/2	1/2	1/2
3/4	3/4	3/4	3/4	3/4	3/4	3/4	3/4	3/4	3/4	3/4	3/4	3/4	3/4	3/4	3/4	3/4	3/4	3/4	3/4
3	3	3	3	3	3	3	3	3	3	3	3	3	3	3	3	3	3	3	3
1/4	1/4	1/4	1/4	1/4	1/4	1/4	1/4	1/4	1/4	1/4	1/4	1/4	1/4	1/4	1/4	1/4	1/4	1/4	1/4
1/2	1/2	1/2	1/2	1/2	1/2	1/2	1/2	1/2	1/2	1/2	1/2	1/2	1/2	1/2	1/2	1/2	1/2	1/2	1/2
3/4	3/4	3/4	3/4	3/4	3/4	3/4	3/4	3/4	3/4	3/4	3/4	3/4	3/4	3/4	3/4	3/4	3/4	3/4	3/4
4	4	4	4	4	4	4	4	4	4	4	4	4	4	4	4	4	4	4	4
1/4	1/4	1/4	1/4	1/4	1/4	1/4	1/4	1/4	1/4	1/4	1/4	1/4	1/4	1/4	1/4	1/4	1/4	1/4	1/4
1/2	1/2	1/2	1/2	1/2	1/2	1/2	1/2	1/2	1/2	1/2	1/2	1/2	1/2	1/2	1/2	1/2	1/2	1/2	1/2
3/4	3/4	3/4	3/4	3/4	3/4	3/4	3/4	3/4	3/4	3/4	3/4	3/4	3/4	3/4	3/4	3/4	3/4	3/4	3/4
5	5	5	5	5	5	5	5	5	5	5	5	5	5	5	5	5	5	5	5
1/4	1/4	1/4	1/4	1/4	1/4	1/4	1/4	1/4	1/4	1/4	1/4	1/4	1/4	1/4	1/4	1/4	1/4	1/4	1/4
1/2	1/2	1/2	1/2	1/2	1/2	1/2	1/2	1/2	1/2	1/2	1/2	1/2	1/2	1/2	1/2	1/2	1/2	1/2	1/2
3/4	3/4	3/4	3/4	3/4	3/4	3/4	3/4	3/4	3/4	3/4	3/4	3/4	3/4	3/4	3/4	3/4	3/4	3/4	3/4
6	6	6	6	6	6	6	6	6	6	6	6	6	6	6	6	6	6	6	6
1/4	1/4	1/4	1/4	1/4	1/4	1/4	1/4	1/4	1/4	1/4	1/4	1/4	1/4	1/4	1/4	1/4	1/4	1/4	1/4
1/2	1/2	1/2	1/2	1/2	1/2	1/2	1/2	1/2	1/2	1/2	1/2	1/2	1/2	1/2	1/2	1/2	1/2	1/2	1/2
3/4	3/4	3/4	3/4	3/4	3/4	3/4	3/4	3/4	3/4	3/4	3/4	3/4	3/4	3/4	3/4	3/4	3/4	3/4	3/4
7	7	7	7	7	7	7	7	7	7	7	7	7	7	7	7	7	7	7	7
1/4	1/4	1/4	1/4	1/4	1/4	1/4	1/4	1/4	1/4	1/4	1/4	1/4	1/4	1/4	1/4	1/4	1/4	1/4	1/4
1/2	1/2	1/2	1/2	1/2	1/2	1/2	1/2	1/2	1/2	1/2	1/2	1/2	1/2	1/2	1/2	1/2	1/2	1/2	1/2
3/4	3/4	3/4	3/4	3/4	3/4	3/4	3/4	3/4	3/4	3/4	3/4	3/4	3/4	3/4	3/4	3/4	3/4	3/4	3/4
8	8	8	8	8	8	8	8	8	8	8	8	8	8	8	8	8	8	8	8
1/4	1/4	1/4	1/4	1/4	1/4	1/4	1/4	1/4	1/4	1/4	1/4	1/4	1/4	1/4	1/4	1/4	1/4	1/4	1/4
1/2	1/2	1/2	1/2	1/2	1/2	1/2	1/2	1/2	1/2	1/2	1/2	1/2	1/2	1/2	1/2	1/2	1/2	1/2	1/2
3/4	3/4	3/4	3/4	3/4	3/4	3/4	3/4	3/4	3/4	3/4	3/4	3/4	3/4	3/4	3/4	3/4	3/4	3/4	3/4
9	9	9	9	9	9	9	9	9	9	9	9	9	9	9	9	9	9	9	9
1/4	1/4	1/4	1/4	1/4	1/4	1/4	1/4	1/4	1/4	1/4	1/4	1/4	1/4	1/4	1/4	1/4	1/4	1/4	1/4
1/2	1/2	1/2	1/2	1/2	1/2	1/2	1/2	1/2	1/2	1/2	1/2	1/2	1/2	1/2	1/2	1/2	1/2	1/2	1/2
3/4	3/4	3/4	3/4	3/4	3/4	3/4	3/4	3/4	3/4	3/4	3/4	3/4	3/4	3/4	3/4	3/4	3/4	3/4	3/4
10	10	10	10	10	10	10	10	10	10	10	10	10	10	10	10	10	10	10	10
1/4	1/4	1/4	1/4	1/4	1/4	1/4	1/4	1/4	1/4	1/4	1/4	1/4	1/4	1/4	1/4	1/4	1/4	1/4	1/4
1/2	1/2	1/2	1/2	1/2	1/2	1/2	1/2	1/2	1/2	1/2	1/2	1/2	1/2	1/2	1/2	1/2	1/2	1/2	1/2
3/4	3/4	3/4	3/4	3/4	3/4	3/4	3/4	3/4	3/4	3/4	3/4	3/4	3/4	3/4	3/4	3/4	3/4	3/4	3/4
11	11	11	11	11	11	11	11	11	11	11	11	11	11	11	11	11	11	11	11
1/4	1/4	1/4	1/4	1/4	1/4	1/4	1/4	1/4	1/4	1/4	1/4	1/4	1/4	1/4	1/4	1/4	1/4	1/4	1/4
1/2	1/2	1/2	1/2	1/2	1/2	1/2	1/2	1/2	1/2	1/2	1/2	1/2	1/2	1/2	1/2	1/2	1/2	1/2	1/2
3/4	3/4	3/4	3/4	3/4	3/4	3/4	3/4	3/4	3/4	3/4	3/4	3/4	3/4	3/4	3/4	3/4	3/4	3/4	3/4

NOTE: BARGE STRAPPED AND COMPUTED IN ACCORDANCE WITH MPMS CHAPTER 2.7.

NOTE: GAUGE POINT: TO TOP LIP OF 2" DIAMETER MMC BALL VALVE,
LOCATED NEAR GEOMETRIC CENTER; NO TRIM CORRECTION REQUIRED

NOTE: CAPACITY TABLE EXTENDS TO EXTREME HEIGHT OF TANK AT CENTERLINE.

THIS CHART IS CERTIFIED FOR THE ABOVE NAMED TANK ONLY. NO CHANGES
OF ANY KIND CAN BE MADE WITHOUT THE WRITTEN CONSENT OF OUR COMPANY.

DATE STRAPPED 7/15/2020 BY: WHF/ITC
DATE COMPUTED: 7/28/2020 BY: WHF
DATE ISSUED: 8/17/2020

IVC MARINE





Ship & Barge Calibrators

BARGE CCL 31 HULL NO. C&C Marine 342

TANK NO. 2 ULLAGE TABLE

CAPACITIES GIVEN IN WHOLE GALLONS

FOR MANUAL ULLAGE GAUGING AT 2" BALL VALVE LOCATED NEAR GEOMETRIC CENTER OF TANK

GAUGE HEIGHT: 16'-4 1/2"

IN	10 FT.	IN	11 FT.	IN	12 FT.	IN	13 FT.	IN	14 FT.	IN	15 FT.	IN	16 FT.	IN	17 FT.	IN	18 FT.	IN	19 FT.
0	73,839	0	62,244	0	50,649	0	39,079	0	27,506	0	15,912	0	4,319	0		0		0	
1/4	73,598	1/4	62,002	1/4	50,408	1/4	38,839	1/4	27,265	1/4	15,670	1/4	4,078	1/4		1/4		1/4	
1/2	73,356	1/2	61,761	1/2	50,166	1/2	38,598	1/2	27,023	1/2	15,429	1/2	3,837	1/2		1/2		1/2	
3/4	73,114	3/4	61,519	3/4	49,925	3/4	38,358	3/4	26,782	3/4	15,187	3/4	3,596	3/4		3/4		3/4	
1	72,873	1	61,278	1	49,683	1	38,118	1	26,540	1	14,946	1	3,355	1		1		1	
1/4	72,631	1/4	61,036	1/4	49,442	1/4	37,877	1/4	26,298	1/4	14,704	1/4	3,115	1/4		1/4		1/4	
1/2	72,390	1/2	60,795	1/2	49,200	1/2	37,637	1/2	26,057	1/2	14,463	1/2	2,874	1/2		1/2		1/2	
3/4	72,148	3/4	60,553	3/4	48,959	3/4	37,396	3/4	25,815	3/4	14,221	3/4	2,634	3/4		3/4		3/4	
2	71,907	2	60,311	2	48,717	2	37,156	2	25,574	2	13,980	2	2,394	2		2		2	
1/4	71,665	1/4	60,070	1/4	48,476	1/4	36,915	1/4	25,332	1/4	13,738	1/4	2,154	1/4		1/4		1/4	
1/2	71,423	1/2	59,828	1/2	48,234	1/2	36,675	1/2	25,091	1/2	13,497	1/2	1,915	1/2		1/2		1/2	
3/4	71,182	3/4	59,587	3/4	47,992	3/4	36,434	3/4	24,849	3/4	13,255	3/4	1,675	3/4		3/4		3/4	
3	70,940	3	59,345	3	47,751	3	36,194	3	24,608	3	13,014	3	1,437	3		3		3	
1/4	70,699	1/4	59,104	1/4	47,509	1/4	35,954	1/4	24,366	1/4	12,772	1/4	1,198	1/4		1/4		1/4	
1/2	70,457	1/2	58,862	1/2	47,268	1/2	35,713	1/2	24,125	1/2	12,531	1/2	960	1/2		1/2		1/2	
3/4	70,216	3/4	58,620	3/4	47,026	3/4	35,473	3/4	23,883	3/4	12,289	3/4	723	3/4		3/4		3/4	
4	69,974	4	58,379	4	46,785	4	35,232	4	23,642	4	12,047	4	486	4		4		4	
1/4	69,732	1/4	58,137	1/4	46,543	1/4	34,992	1/4	23,400	1/4	11,806	1/4	251	1/4		1/4		1/4	
1/2	69,491	1/2	57,896	1/2	46,302	1/2	34,751	1/2	23,158	1/2	11,564	1/2	16	1/2		1/2		1/2	
3/4	69,249	3/4	57,654	3/4	46,060	3/4	34,510	3/4	22,917	3/4	11,323	3/4		3/4		3/4		3/4	
5	69,008	5	57,413	5	45,819	5	34,268	5	22,675	5	11,081	5		5		5		5	
1/4	68,766	1/4	57,171	1/4	45,577	1/4	34,027	1/4	22,434	1/4	10,840	1/4		1/4		1/4		1/4	
1/2	68,525	1/2	56,930	1/2	45,336	1/2	33,785	1/2	22,192	1/2	10,598	1/2		1/2		1/2		1/2	
3/4	68,283	3/4	56,688	3/4	45,094	3/4	33,544	3/4	21,951	3/4	10,357	3/4		3/4		3/4		3/4	
6	68,042	6	56,446	6	44,853	6	33,302	6	21,709	6	10,115	6		6		6		6	
1/4	67,800	1/4	56,205	1/4	44,611	1/4	33,061	1/4	21,468	1/4	9,874	1/4		1/4		1/4		1/4	
1/2	67,558	1/2	55,963	1/2	44,370	1/2	32,819	1/2	21,226	1/2	9,632	1/2		1/2		1/2		1/2	
3/4	67,317	3/4	55,722	3/4	44,129	3/4	32,578	3/4	20,984	3/4	9,391	3/4		3/4		3/4		3/4	
7	67,075	7	55,480	7	43,889	7	32,336	7	20,743	7	9,149	7		7		7		7	
1/4	66,834	1/4	55,239	1/4	43,648	1/4	32,095	1/4	20,501	1/4	8,908	1/4		1/4		1/4		1/4	
1/2	66,592	1/2	54,997	1/2	43,408	1/2	31,853	1/2	20,260	1/2	8,666	1/2		1/2		1/2		1/2	
3/4	66,351	3/4	54,755	3/4	43,167	3/4	31,612	3/4	20,018	3/4	8,425	3/4		3/4		3/4		3/4	
8	66,109	8	54,514	8	42,926	8	31,370	8	19,777	8	8,183	8		8		8		8	
1/4	65,867	1/4	54,272	1/4	42,686	1/4	31,129	1/4	19,535	1/4	7,942	1/4		1/4		1/4		1/4	
1/2	65,626	1/2	54,031	1/2	42,445	1/2	30,887	1/2	19,293	1/2	7,700	1/2		1/2		1/2		1/2	
3/4	65,384	3/4	53,789	3/4	42,205	3/4	30,646	3/4	19,052	3/4	7,459	3/4		3/4		3/4		3/4	
9	65,143	9	53,548	9	41,964	9	30,404	9	18,810	9	7,217	9		9		9		9	
1/4	64,901	1/4	53,306	1/4	41,724	1/4	30,163	1/4	18,569	1/4	6,976	1/4		1/4		1/4		1/4	
1/2	64,660	1/2	53,064	1/2	41,484	1/2	29,921	1/2	18,327	1/2	6,734	1/2		1/2		1/2		1/2	
3/4	64,418	3/4	52,823	3/4	41,243	3/4	29,680	3/4	18,086	3/4	6,493	3/4		3/4		3/4		3/4	
10	64,176	10	52,581	10	41,003	10	29,438	10	17,844	10	6,251	10		10		10		10	
1/4	63,935	1/4	52,340	1/4	40,762	1/4	29,197	1/4	17,602	1/4	6,010	1/4		1/4		1/4		1/4	
1/2	63,693	1/2	52,098	1/2	40,522	1/2	28,955	1/2	17,361	1/2	5,768	1/2		1/2		1/2		1/2	
3/4	63,452	3/4	51,857	3/4	40,281	3/4	28,714	3/4	17,119	3/4	5,527	3/4		3/4		3/4		3/4	
11	63,210	11	51,615	11	40,041	11	28,472	11	16,878	11	5,285	11		11		11		11	
1/4	62,969	1/4	51,374	1/4	39,801	1/4	28,231	1/4	16,636	1/4	5,044	1/4		1/4		1/4		1/4	
1/2	62,727	1/2	51,132	1/2	39,560	1/2	27,989	1/2	16,395	1/2	4,802	1/2		1/2		1/2		1/2	
3/4	62,486	3/4	50,891	3/4	39,320	3/4	27,748	3/4	16,153	3/4	4,561	3/4		3/4		3/4		3/4	

NOTE: BARGE STRAPPED AND COMPUTED IN ACCORDANCE WITH MPMS CHAPTER 2.7.

NOTE: GAUGE POINT: TO TOP LIP OF 2" DIAMETER MMC BALL VALVE, LOCATED NEAR GEOMETRIC CENTER; NO TRIM CORRECTION REQUIRED

NOTE: CAPACITY TABLE EXTENDS TO EXTREME HEIGHT OF TANK AT CENTERLINE.

THIS CHART IS CERTIFIED FOR THE ABOVE NAMED TANK ONLY. NO CHANGES OF ANY KIND CAN BE MADE WITHOUT THE WRITTEN CONSENT OF OUR COMPANY.

DATE STRAPPED 7/15/2020 BY: WHF/TFC
DATE COMPUTED: 7/28/2020 BY: WHF
DATE ISSUED: 8/17/2020



**BARGE CCL 31
HULL NO. C&C Marine 342**

**TANK NO. 3
ULLAGE TABLE**

CAPACITIES GIVEN IN WHOLE GALLONS

FOR MANUAL ULLAGE GAUGING AT 2" BALL VALVE LOCATED NEAR GEOMETRIC CENTER OF TANK

GAUGE HEIGHT: 16'-4 1/2"

IN	0 FT.	IN	1 FT.	IN	2 FT.	IN	3 FT.	IN	4 FT.	IN	5 FT.	IN	6 FT.	IN	7 FT.	IN	8 FT.	IN	9 FT.
0		0		0	147,023	0	136,793	0	126,563	0	116,333	0	106,103	0	95,873	0	85,644	0	75,414
1/4		1/4		1/4	146,810	1/4	136,580	1/4	126,350	1/4	116,120	1/4	105,890	1/4	95,660	1/4	85,430	1/4	75,201
1/2		1/2		1/2	146,597	1/2	136,367	1/2	126,137	1/2	115,907	1/2	105,677	1/2	95,447	1/2	85,217	1/2	74,987
3/4		3/4		3/4	146,383	3/4	136,154	3/4	125,924	3/4	115,694	3/4	105,464	3/4	95,234	3/4	85,004	3/4	74,774
1		1		1	146,170	1	135,940	1	125,711	1	115,481	1	105,251	1	95,021	1	84,791	1	74,561
1/4		1/4		1/4	145,957	1/4	135,727	1/4	125,497	1/4	115,268	1/4	105,038	1/4	94,808	1/4	84,578	1/4	74,348
1/2		1/2		1/2	145,744	1/2	135,514	1/2	125,284	1/2	115,054	1/2	104,825	1/2	94,595	1/2	84,365	1/2	74,135
3/4		3/4		3/4	145,531	3/4	135,301	3/4	125,071	3/4	114,841	3/4	104,611	3/4	94,382	3/4	84,152	3/4	73,922
2		2		2	145,318	2	135,088	2	124,858	2	114,628	2	104,398	2	94,168	2	83,939	2	73,708
1/4		1/4	153,743	1/4	145,105	1/4	134,875	1/4	124,645	1/4	114,415	1/4	104,185	1/4	93,955	1/4	83,725	1/4	73,495
1/2		1/2	153,736	1/2	144,892	1/2	134,662	1/2	124,432	1/2	114,202	1/2	103,972	1/2	93,742	1/2	83,512	1/2	73,282
3/4		3/4	153,721	3/4	144,679	3/4	134,449	3/4	124,219	3/4	113,989	3/4	103,759	3/4	93,529	3/4	83,299	3/4	73,069
3		3	153,690	3	144,465	3	134,235	3	124,006	3	113,776	3	103,546	3	93,316	3	83,086	3	72,856
1/4		1/4	153,645	1/4	144,252	1/4	134,022	1/4	123,792	1/4	113,563	1/4	103,333	1/4	93,103	1/4	82,873	1/4	72,643
1/2		1/2	153,584	1/2	144,039	1/2	133,809	1/2	123,579	1/2	113,349	1/2	103,120	1/2	92,890	1/2	82,660	1/2	72,430
3/4		3/4	153,508	3/4	143,826	3/4	133,596	3/4	123,366	3/4	113,136	3/4	102,906	3/4	92,677	3/4	82,447	3/4	72,216
4		4	153,416	4	143,613	4	133,383	4	123,153	4	112,923	4	102,693	4	92,463	4	82,234	4	72,003
1/4		1/4	153,310	1/4	143,400	1/4	133,170	1/4	122,940	1/4	112,710	1/4	102,480	1/4	92,250	1/4	82,020	1/4	71,790
1/2		1/2	153,188	1/2	143,187	1/2	132,957	1/2	122,727	1/2	112,497	1/2	102,267	1/2	92,037	1/2	81,807	1/2	71,577
3/4		3/4	153,051	3/4	142,974	3/4	132,744	3/4	122,514	3/4	112,284	3/4	102,054	3/4	91,824	3/4	81,594	3/4	71,364
5		5	152,899	5	142,760	5	132,531	5	122,301	5	112,071	5	101,841	5	91,611	5	81,381	5	71,151
1/4		1/4	152,731	1/4	142,547	1/4	132,317	1/4	122,088	1/4	111,858	1/4	101,628	1/4	91,398	1/4	81,168	1/4	70,937
1/2		1/2	152,549	1/2	142,334	1/2	132,104	1/2	121,874	1/2	111,645	1/2	101,415	1/2	91,185	1/2	80,955	1/2	70,724
3/4		3/4	152,351	3/4	142,121	3/4	131,891	3/4	121,661	3/4	111,431	3/4	101,202	3/4	90,972	3/4	80,742	3/4	70,511
6		6	152,138	6	141,908	6	131,678	6	121,448	6	111,218	6	100,988	6	90,758	6	80,529	6	70,298
1/4		1/4	151,925	1/4	141,695	1/4	131,465	1/4	121,235	1/4	111,005	1/4	100,775	1/4	90,545	1/4	80,315	1/4	70,085
1/2		1/2	151,712	1/2	141,482	1/2	131,252	1/2	121,022	1/2	110,792	1/2	100,562	1/2	90,332	1/2	80,102	1/2	69,872
3/4		3/4	151,498	3/4	141,269	3/4	131,039	3/4	120,809	3/4	110,579	3/4	100,349	3/4	90,119	3/4	79,889	3/4	69,658
7		7	151,285	7	141,055	7	130,826	7	120,596	7	110,366	7	100,136	7	89,906	7	79,676	7	69,445
1/4		1/4	151,072	1/4	140,842	1/4	130,612	1/4	120,383	1/4	110,153	1/4	99,923	1/4	89,693	1/4	79,463	1/4	69,232
1/2		1/2	150,859	1/2	140,629	1/2	130,399	1/2	120,169	1/2	109,940	1/2	99,710	1/2	89,480	1/2	79,250	1/2	69,019
3/4		3/4	150,646	3/4	140,416	3/4	130,186	3/4	119,956	3/4	109,726	3/4	99,497	3/4	89,267	3/4	79,037	3/4	68,806
8		8	150,433	8	140,203	8	129,973	8	119,743	8	109,513	8	99,283	8	89,054	8	78,824	8	68,593
1/4		1/4	150,220	1/4	139,990	1/4	129,760	1/4	119,530	1/4	109,300	1/4	99,070	1/4	88,840	1/4	78,611	1/4	68,380
1/2		1/2	150,007	1/2	139,777	1/2	129,547	1/2	119,317	1/2	109,087	1/2	98,857	1/2	88,627	1/2	78,397	1/2	68,166
3/4		3/4	149,793	3/4	139,564	3/4	129,334	3/4	119,104	3/4	108,874	3/4	98,644	3/4	88,414	3/4	78,184	3/4	67,953
9		9	149,580	9	139,350	9	129,121	9	118,891	9	108,661	9	98,431	9	88,201	9	77,971	9	67,740
1/4		1/4	149,367	1/4	139,137	1/4	128,907	1/4	118,678	1/4	108,448	1/4	98,218	1/4	87,988	1/4	77,758	1/4	67,527
1/2		1/2	149,154	1/2	138,924	1/2	128,694	1/2	118,464	1/2	108,235	1/2	98,005	1/2	87,775	1/2	77,545	1/2	67,314
3/4		3/4	148,941	3/4	138,711	3/4	128,481	3/4	118,251	3/4	108,021	3/4	97,792	3/4	87,562	3/4	77,332	3/4	67,101
10		10	148,728	10	138,498	10	128,268	10	118,038	10	107,808	10	97,578	10	87,349	10	77,119	10	66,887
1/4		1/4	148,515	1/4	138,285	1/4	128,055	1/4	117,825	1/4	107,595	1/4	97,365	1/4	87,135	1/4	76,906	1/4	66,674
1/2		1/2	148,302	1/2	138,072	1/2	127,842	1/2	117,612	1/2	107,382	1/2	97,152	1/2	86,922	1/2	76,692	1/2	66,461
3/4		3/4	148,088	3/4	137,859	3/4	127,629	3/4	117,399	3/4	107,169	3/4	96,939	3/4	86,709	3/4	76,479	3/4	66,248
11		11	147,875	11	137,645	11	127,416	11	117,186	11	106,956	11	96,726	11	86,496	11	76,266	11	66,035
1/4		1/4	147,662	1/4	137,432	1/4	127,202	1/4	116,973	1/4	106,743	1/4	96,513	1/4	86,283	1/4	76,053	1/4	65,822
1/2		1/2	147,449	1/2	137,219	1/2	127,000	1/2	116,759	1/2	106,530	1/2	96,300	1/2	86,070	1/2	75,840	1/2	65,608
3/4		3/4	147,236	3/4	137,006	3/4	126,776	3/4	116,546	3/4	106,316	3/4	96,087	3/4	85,857	3/4	75,627	3/4	65,395

NOTE: BARGE STRAPPED AND COMPUTED IN ACCORDANCE WITH MPMS CHAPTER 2.7.

NOTE: GAUGE POINT: TO TOP LIP OF 2" DIAMETER MMC BALL VALVE,
LOCATED NEAR GEOMETRIC CENTER; NO TRIM CORRECTION REQUIRED

NOTE: CAPACITY TABLE EXTENDS TO EXTREME HEIGHT OF TANK AT CENTERLINE.

THIS CHART IS CERTIFIED FOR THE ABOVE NAMED TANK ONLY. NO CHANGES
OF ANY KIND CAN BE MADE WITHOUT THE WRITTEN CONSENT OF OUR COMPANY.

DATE STRAPPED 7/15/2020 BY: WHF/TFC

DATE COMPUTED: 7/28/2020 BY: WHF

DATE ISSUED: 8/17/2020

IVC MARINE



BARGE CCL 31

HULL NO. C&C Marine 342

TANK NO. 3

ULLAGE TABLE

CAPACITIES GIVEN IN WHOLE GALLONS

FOR MANUAL ULLAGE GAUGING AT 2" BALL VALVE LOCATED NEAR GEOMETRIC CENTER OF TANK

GAUGE HEIGHT: 16'-4 1/2"

IN	10 FT.	IN	11 FT.	IN	12 FT.	IN	13 FT.	IN	14 FT.	IN	15 FT.	IN	16 FT.	IN	17 FT.	IN	18 FT.	IN	19 FT.
0	65,182	0	54,951	0	44,719	0	34,494	0	24,269	0	14,040	0	3,813	0		0		0	
1/4	64,969	1/4	54,737	1/4	44,506	1/4	34,281	1/4	24,056	1/4	13,827	1/4	3,600	1/4		1/4		1/4	
1/2	64,756	1/2	54,524	1/2	44,293	1/2	34,068	1/2	23,843	1/2	13,614	1/2	3,387	1/2		1/2		1/2	
3/4	64,543	3/4	54,311	3/4	44,080	3/4	33,855	3/4	23,630	3/4	13,401	3/4	3,174	3/4		3/4		3/4	
1	64,330	1	54,098	1	43,867	1	33,642	1	23,417	1	13,188	1	2,962	1		1		1	
1/4	64,116	1/4	53,885	1/4	43,654	1/4	33,429	1/4	23,204	1/4	12,975	1/4	2,750	1/4		1/4		1/4	
1/2	63,903	1/2	53,672	1/2	43,441	1/2	33,216	1/2	22,990	1/2	12,761	1/2	2,538	1/2		1/2		1/2	
3/4	63,690	3/4	53,458	3/4	43,228	3/4	33,003	3/4	22,777	3/4	12,548	3/4	2,326	3/4		3/4		3/4	
2	63,477	2	53,245	2	43,015	2	32,791	2	22,564	2	12,335	2	2,114	2		2		2	
1/4	63,264	1/4	53,032	1/4	42,802	1/4	32,578	1/4	22,351	1/4	12,122	1/4	1,902	1/4		1/4		1/4	
1/2	63,051	1/2	52,819	1/2	42,589	1/2	32,365	1/2	22,138	1/2	11,909	1/2	1,691	1/2		1/2		1/2	
3/4	62,837	3/4	52,606	3/4	42,376	3/4	32,152	3/4	21,925	3/4	11,696	3/4	1,480	3/4		3/4		3/4	
3	62,624	3	52,393	3	42,163	3	31,939	3	21,712	3	11,483	3	1,269	3		3		3	
1/4	62,411	1/4	52,180	1/4	41,949	1/4	31,726	1/4	21,499	1/4	11,270	1/4	1,059	1/4		1/4		1/4	
1/2	62,198	1/2	51,966	1/2	41,736	1/2	31,513	1/2	21,286	1/2	11,057	1/2	849	1/2		1/2		1/2	
3/4	61,985	3/4	51,753	3/4	41,523	3/4	31,300	3/4	21,073	3/4	10,844	3/4	640	3/4		3/4		3/4	
4	61,772	4	51,540	4	41,310	4	31,087	4	20,860	4	10,631	4	431	4		4		4	
1/4	61,558	1/4	51,327	1/4	41,097	1/4	30,874	1/4	20,646	1/4	10,418	1/4	223	1/4		1/4		1/4	
1/2	61,345	1/2	51,114	1/2	40,884	1/2	30,661	1/2	20,433	1/2	10,205	1/2	16	1/2		1/2		1/2	
3/4	61,132	3/4	50,901	3/4	40,671	3/4	30,448	3/4	20,220	3/4	9,991	3/4		3/4		3/4		3/4	
5	60,919	5	50,687	5	40,458	5	30,235	5	20,007	5	9,778	5		5		5		5	
1/4	60,706	1/4	50,474	1/4	40,245	1/4	30,022	1/4	19,794	1/4	9,565	1/4		1/4		1/4		1/4	
1/2	60,493	1/2	50,261	1/2	40,032	1/2	29,809	1/2	19,581	1/2	9,352	1/2		1/2		1/2		1/2	
3/4	60,280	3/4	50,048	3/4	39,819	3/4	29,596	3/4	19,368	3/4	9,139	3/4		3/4		3/4		3/4	
6	60,066	6	49,835	6	39,606	6	29,383	6	19,155	6	8,926	6		6		6		6	
1/4	59,853	1/4	49,622	1/4	39,392	1/4	29,170	1/4	18,941	1/4	8,713	1/4		1/4		1/4		1/4	
1/2	59,640	1/2	49,408	1/2	39,179	1/2	28,957	1/2	18,728	1/2	8,500	1/2		1/2		1/2		1/2	
3/4	59,427	3/4	49,195	3/4	38,966	3/4	28,744	3/4	18,515	3/4	8,287	3/4		3/4		3/4		3/4	
7	59,214	7	48,982	7	38,753	7	28,531	7	18,302	7	8,074	7		7		7		7	
1/4	59,001	1/4	48,769	1/4	38,540	1/4	28,317	1/4	18,089	1/4	7,861	1/4		1/4		1/4		1/4	
1/2	58,787	1/2	48,556	1/2	38,327	1/2	28,104	1/2	17,876	1/2	7,648	1/2		1/2		1/2		1/2	
3/4	58,574	3/4	48,343	3/4	38,114	3/4	27,891	3/4	17,663	3/4	7,435	3/4		3/4		3/4		3/4	
8	58,361	8	48,130	8	37,901	8	27,678	8	17,450	8	7,221	8		8		8		8	
1/4	58,148	1/4	47,916	1/4	37,688	1/4	27,465	1/4	17,236	1/4	7,008	1/4		1/4		1/4		1/4	
1/2	57,935	1/2	47,703	1/2	37,475	1/2	27,252	1/2	17,023	1/2	6,795	1/2		1/2		1/2		1/2	
3/4	57,722	3/4	47,490	3/4	37,262	3/4	27,039	3/4	16,810	3/4	6,582	3/4		3/4		3/4		3/4	
9	57,508	9	47,277	9	37,049	9	26,826	9	16,597	9	6,369	9		9		9		9	
1/4	57,295	1/4	47,064	1/4	36,836	1/4	26,613	1/4	16,384	1/4	6,156	1/4		1/4		1/4		1/4	
1/2	57,082	1/2	46,851	1/2	36,623	1/2	26,400	1/2	16,171	1/2	5,943	1/2		1/2		1/2		1/2	
3/4	56,869	3/4	46,637	3/4	36,410	3/4	26,187	3/4	15,958	3/4	5,730	3/4		3/4		3/4		3/4	
10	56,656	10	46,424	10	36,197	10	25,974	10	15,745	10	5,517	10		10		10		10	
1/4	56,443	1/4	46,211	1/4	35,984	1/4	25,761	1/4	15,532	1/4	5,304	1/4		1/4		1/4		1/4	
1/2	56,230	1/2	45,998	1/2	35,771	1/2	25,547	1/2	15,318	1/2	5,091	1/2		1/2		1/2		1/2	
3/4	56,016	3/4	45,785	3/4	35,558	3/4	25,334	3/4	15,105	3/4	4,878	3/4		3/4		3/4		3/4	
11	55,803	11	45,572	11	35,346	11	25,121	11	14,892	11	4,665	11		11		11		11	
1/4	55,590	1/4	45,359	1/4	35,133	1/4	24,908	1/4	14,679	1/4	4,452	1/4		1/4		1/4		1/4	
1/2	55,377	1/2	45,146	1/2	34,920	1/2	24,695	1/2	14,466	1/2	4,238	1/2		1/2		1/2		1/2	
3/4	55,164	3/4	44,933	3/4	34,707	3/4	24,482	3/4	14,253	3/4	4,026	3/4		3/4		3/4		3/4	

NOTE: BARGE STRAPPED AND COMPUTED IN ACCORDANCE WITH MPMS CHAPTER 2.7.

NOTE: GAUGE POINT: TO TOP LIP OF 2" DIAMETER MMC BALL VALVE,
LOCATED NEAR GEOMETRIC CENTER; NO TRIM CORRECTION REQUIRED

NOTE: CAPACITY TABLE EXTENDS TO EXTREME HEIGHT OF TANK AT CENTERLINE.

THIS CHART IS CERTIFIED FOR THE ABOVE NAMED TANK ONLY. NO CHANGES
OF ANY KIND CAN BE MADE WITHOUT THE WRITTEN CONSENT OF OUR COMPANY.

DATE STRAPPED 7/15/2020 BY: WHF/TFC
DATE COMPUTED: 7/28/2020 BY: WHF
DATE ISSUED: 8/17/2020

IVC MARINE
